

# CITY OF GILLETTE

## Administration

201 E. 5th Street • Gillette, Wyoming 82716  
Phone 307.686.5203 • Fax 307.686.1593  
www.gillettewy.gov

### MEMORANDUM

**TO:** Mayor and Members of the City Council  
**FROM:** Hyun Kim, City Administrator  
**RE:** General Information  
**DATE:** March 31, 2023


The following meetings are scheduled for the week of **April 1-7, 2023**

#### **Tuesday, April 4th**

**6:00 p.m. City Council Meeting, Council Chambers**

1. Attached please find a **memorandum** regarding **Arbor Day Celebration** dated **March 29, 2023** provided by **Public Works Director Wilde**.
2. Attached please find **Snow Event Report #14** dated **March 25, 2023** provided by **Public Works Director Wilde**.
3. Attached please find **Snow Event Report #15** dated **March 27, 2023** provided by **Public Works Director Wilde**.

HK/adw



# CITY OF GILLETTE

Public Works  
P.O. Box 3003 • Gillette, Wyoming 82717-3003  
Phone (307) 686-5320  
[www.gillettewy.gov](http://www.gillettewy.gov)

**TO:** Sawley Wilde, Public Works Director  
**FROM:** Wendy Clements, City Arborist  
**DATE:** March 29, 2023  
**RE:** Arbor Day Celebration, Friday May 5, 2023

I would like to take this opportunity to invite Mayor Lundvall, members of the City Council, the Parks and Beautification Board and Administrator Kim, to our Arbor Day Celebration that will be held on Friday, May 5, 2023, beginning at 10:00 a.m. The celebration will be held at Lakeview Elementary School located at 1017 Gabriel Drive.

This year marks the 31<sup>st</sup> year that the City of Gillette has achieved Tree City USA designation from the Arbor Day Foundation. For many years, the City's Forestry division has partnered with the CCSD to celebrate Arbor Day and educate community youth on the value of trees and benefits they provide. This year we will be joined by second grade students from Lakeview Elementary School, City Forestry and Parks divisions, CCSD grounds staff and WY State Forestry to use the City's tree spade to transplant a tree on the school grounds. The students will learn about trees, help operate the tree spade, receive a seedling tree, a Trees Are Good coloring book and other fun items to commemorate Arbor Day in our City and around the world.

If you need any further information, please feel free to contact me.

WC/dg

## Snow Event Report #14

Event Start Date:	<u>3/25/2023</u>	Event Start Time:	<u>7:00 p.m.</u>
Event End Date:	<u>3/25/2023</u>	Event End Time:	<u>4:00 a.m.</u>
Duration of Event:	<u>9 hours</u>	Streets First Responder:	<u>Night Crew</u>

### Storm Event Overview:

Both Day and Night crews were placed on snow call for Saturday. Snow arrived at 6:00 p.m. with temperatures dropping drastically causing the possibility of icy conditions. The Night crew was called in at 7:00 p.m.

### Saturday 3/25/2023

Mild winds with snowfall began around 6:00 p.m. Temperatures ranged from a high of 28 degrees to a low of 22 degrees. Night Crew was called in at 7:00 p.m. Roads were cleared quickly. Additional snow arrived at 1:00 a.m. on Sunday. Night crew operated for a total of 9 hours. Night crew concentrated on East, Central, West, Downtown, and Trouble priorities. Approximately 2" snow fell during Saturday night/early Sunday morning.

With the storm clearing, and safe road conditions, Event 14 was closed at 4:00 a.m.

### Amount of Material Used:

Snowplows:	<u>8</u>	Blades:	<u>0</u>	Ice Slicer lbs.:	<u>47,236.65</u>
1-Tons:	<u>0</u>	Snow Blowers:	<u>0</u>	Scoria lbs.:	<u>47,236.65</u>
Loaders:	<u>1</u>	Liquid Truck:	<u>0</u>	Brine Gallons:	<u>405.70</u>
Tractors:	<u>0</u>			Apogee Gallons	<u>0</u>

**Number of Miles Plowed During Event: 973**

### Personnel:

**Night Crew** – Lonnie Meidinger, Amy Berkey, Dale Warren, Valdemar Gonzalez, Jeremy Onsgard, Will Ellis, Braxton Riley, Garrett Wolff

**Subdivision Crew** – no Parks crews were involved during this event.

**Subdivision Activities:** none

**Environmental Conditions Present:**

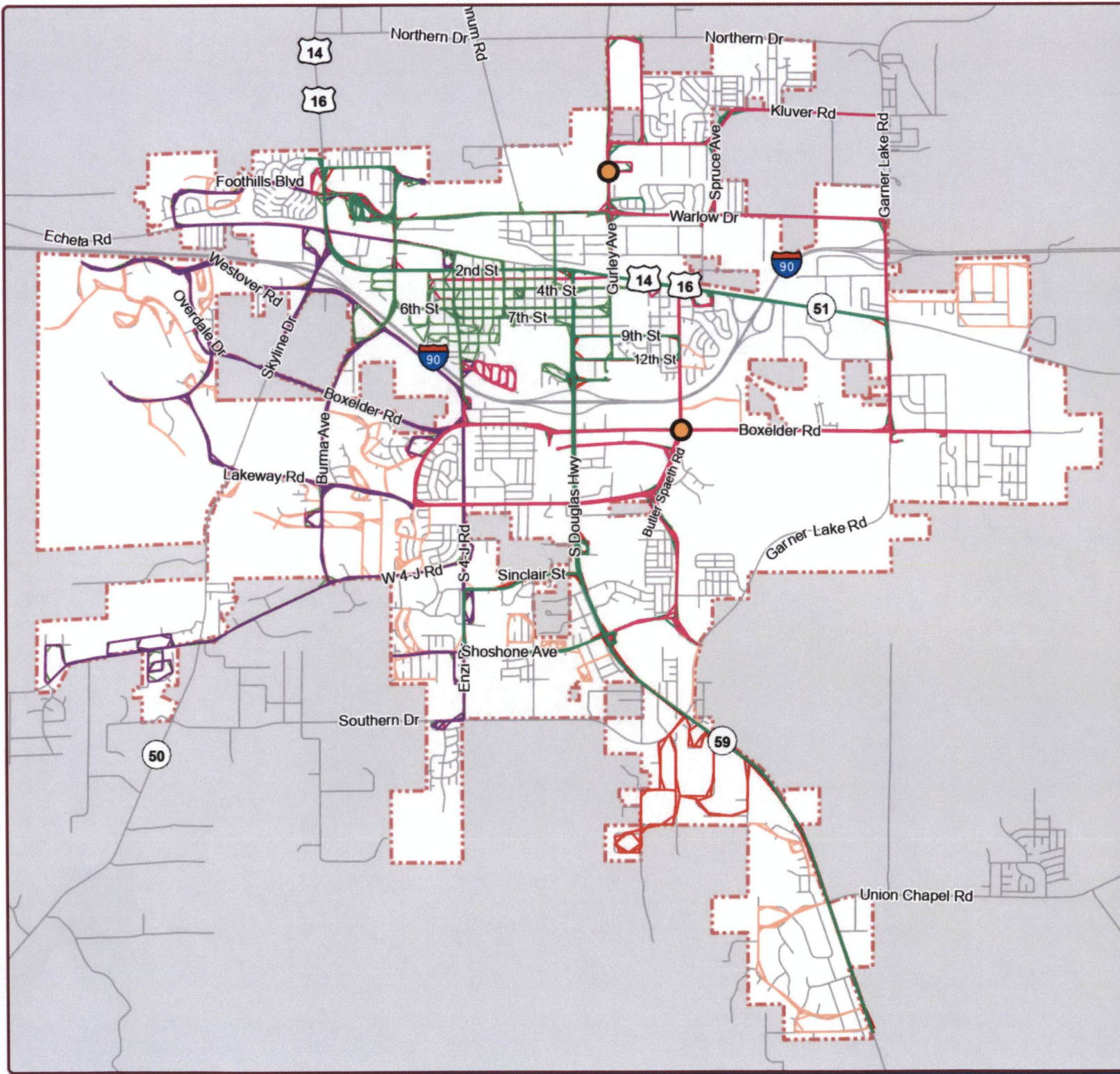
Snow: 2" Drifting: No Rain: No Low Temp: 22 Wind: 5-10

**Equipment Issues:** plow truck 157- check engine light












**Items of Interest:** During this weather event the Gillette Police Department investigated two (2) vehicle crashes. Two (2) of these occurred on a City of Gillette maintained roadways and were influenced by weather conditions.

Snow was forecasted for the entire weekend but only occurred on Saturday night.







**Unit: Miles**

-  Crash Reports
-  Unit 28: 134
-  Unit 44: 128
-  Unit 96: 1
-  Unit 99: 55
-  Unit 100: 129
-  Unit 157: 67
-  Unit 160203: 121
-  Unit 160204: 125
-  Unit 210040: 87
-  Unit 210216: 126

Snow Plow Miles: 972  
 One Ton Miles:  
 Tractor Miles: 1  
  
 Police Report:  
 Crashes: 2  
 Crashes w/Injuries: 0  
 Citations: 0  
 Personal Property Damage: \$1,000  
 City Property Damage: \$2,000

THE INFORMATION ON THIS DRAWING WAS OBTAINED FROM RECORD AND DESIGN DRAWINGS. THE CITY OF GILLETTE MAKES NO GUARANTEE REGARDING THE ACCURACY OF THIS DRAWING OR THE INFORMATION CONTAINED THEREIN.

\file-w\_cog\_city\work\GIS Work\Projects\CHRIS\ProProjects\PublicWorks\Public Works.aprx\Snow Removal All

**Snow Event Fourteen**  
 3/25/2023 7:00:00 PM to  
 3/26/2023 4:00:00 AM  
 March 28, 2023

Service With P.R.I.D.E.  
 Productivity Responsibility Integrity Dedication Enthusiasm



## 2022-2023 POUNDS PER LANE MILE SPREADSHEET

Event #	Date of Event	Duration of Event	Temperature	# of Miles Plowed	Ice Slice Lbs.	Pounds Per Lane Mile	Snowfall Total	Emergency Level
1	10/24/2022	7 Hours	28	831	34,918	42.02	2"	n/a
2	11/3/2022	7 Hours	23	929	56,313	60.62	2.5"	n/a
3	11/9/2022	12 Hours	16	1,573	92,711	58.94	2"	n/a
4	11/14/2022	47.5 Hours	6	3,472	162,826	46.90	4"	n/a
5	12/2/2022	9 Hours	10	767	56,721	73.95	2.5"	n/a
6	12/12/2022	88.5 Hours	8	10,952	95,845	8.75	21"	2
7	1/2/2023	32 Hours	9	3,305	116,856	35.35	8"	n/a
8	1/25/2023	36 Hours	26	2,833	121,055	42.73	4"	n/a
9	1/27/2023	22.5 Hours	-2	2,475	57,746	23.33	4"	n/a
10	2/14/2023	26 Hours	7	2,601	107,883	41.48	6"	1
11	2/20/2023	72 hours	-15	7,209	129,427	17.95	20"	2
12	3/5/2023	28 hours	23	1,884	72,166	38.305	3"	n/a
13	3/8/2023	16.5 hours	18	1,886	53,142	28.177	2-4"	n/a
14	3/25/2023	9 hours	22	973	47,236	48.547	2"	n/a
15								
16								
17								
18								
19								
20								
21								
22								
23								
24								
25								
26								
27								
28								
29								
30								
31								
32								
33								
34								
				41,690	1,204,845	40.50	0	

**ESTIMATED SNOW COSTS - 2022/2023**

<b>Event #</b>	<b>Date</b>	<b>Labor Cost</b>	<b>Equipment Cost</b>	<b>Ice Slice Cost</b>	<b>Brine Cost</b>	<b>Material Cost</b>	<b>Contractor Cost</b>	<b>Estimated Cost of Event</b>
1	10/24/2022	\$1,936.19	\$2,206.38	\$2,444.29	\$0.00	\$2,444.29		\$6,586.86
2	11/2/2022	\$1,979.82	\$2,350.19	\$4,482.14	\$93.16	\$4,575.30		\$8,905.31
3	11/10/2022	\$2,924.25	\$3,966.13	\$6,489.77	\$570.61	\$7,060.38		\$13,950.76
4	11/14/2022	\$9,302.57	\$12,025.61	\$11,397.79	\$3,425.17	\$14,822.96		\$36,151.14
5	12/2/2022	\$1,973.34	\$2,607.01	\$3,970.47	\$763.04	\$4,733.51		\$9,313.86
6	12/12/2022	\$34,048.94	\$38,973.32	\$6,709.14	\$1,623.36	\$8,332.50		\$81,354.76
7	1/2/2023	\$10,099.67	\$10,361.15	\$8,179.94	\$0.00	\$8,179.94		\$28,640.76
8	1/25/2023	\$7,066.55	\$10,110.24	\$8,473.85	\$1,988.77	\$10,462.62		\$27,639.41
9	1/27/2023	\$6,494.33	\$7,109.92	\$4,042.23	\$874.61	\$4,916.84		\$18,521.09
10	2/14/2023	\$4,942.67	\$7,236.39	\$7,551.83	\$1,806.06	\$9,357.89		\$21,536.95
11	2/20/2023	\$17,587.27	\$19,260.76	\$9,059.89	\$2,844.53	\$11,904.42		\$48,752.45
12	3/5/2023	\$2,804.73	\$4,233.96	\$5,053.74	\$1,613.63	\$6,667.38		\$13,706.07
13	3/8/2023	\$3,565.14	\$5,973.37	\$3,719.91	\$963.68	\$4,683.59		\$14,222.10
14	3/25/2023	\$1,822.07	\$2,766.93	\$3,306.57	\$1,233.33	\$4,539.89		\$9,128.89
15						\$0.00		\$0.00
16						\$0.00		\$0.00
17						\$0.00		\$0.00
18						\$0.00		\$0.00
19						\$0.00		\$0.00
20						\$0.00		\$0.00
21						\$0.00		\$0.00
22						\$0.00		\$0.00
23						\$0.00		\$0.00
24						\$0.00		\$0.00
25						\$0.00		\$0.00
26						\$0.00		\$0.00
27						\$0.00		\$0.00
28						\$0.00		\$0.00
29						\$0.00		\$0.00
30						\$0.00		\$0.00
	<b>TOTALS:</b>	\$106,547.54	\$129,181.36			\$102,681.51	\$0.00	\$338,410.41



## Gillette Police Department 2022/2023 Weather Event Crash Report Event #14

IR#	Date/Time	Location	Injury	Property Damage	Citation	Cause
6365	3/25/23 @1916	Boxelder / Butler Spaeth	None	City >\$1,000	None	Vehicle #1 slid on snow/ice and struck the curb. No damage to the vehicle but the concrete was damaged.
6382	3/26/23 @ 0137	Gurley / Desert Hills	Unknown	Private - > \$1,000 City -> \$1,000	Hit/run	Vehicle #1 slid on snow/ice and collided with a COG electrical box (Hit/run)
<b>March 25, 2023 7:00 p.m. to March 26, 2023 4:00 a.m.</b>						
During this weather event the Gillette Police Department investigated two (2) vehicle crashes. Two (2) of these crashes occurred on a City of Gillette maintained roadway and were influenced by weather conditions.						



## Snow Event Report #15

Event Start Date: 3/27/2023 Event Start Time: 7:00 a.m.  
Event End Date: 3/27/2023 Event End Time: 2:30 p.m.  
Duration of Event: 7.5 hours Streets First Responder: Day Crew

### Storm Event Overview:

With only 10-15% chance of snow, today's weather was very unexpected. Snow began falling around 6:45 a.m. and by 7:00 a.m., the Day crew was needed to clear roadways.

### Monday 3/27/2023

After a brief morning meeting, Day crew went out to clear East, Central, West, Downtown, and Trouble priorities. Snowfall was steady throughout the morning making the road conditions very slick. Temperatures were between 22 degrees and 29 degrees. As the temperature rose the roadways cleared and the Day crew continued cleanup of the streets as the storm moved past Gillette.

With the storm clearing, and safe road conditions, Event 15 was closed at 2:30 p.m.

### Amount of Material Used:

Snowplows:	<u>8</u>	Blades:	<u>0</u>	Ice Slicer lbs.:	<u>20,537</u>
1-Tons:	<u>0</u>	Snow Blowers:	<u>0</u>	Scoria lbs.:	<u>20,537</u>
Loaders:	<u>1</u>	Liquid Truck:	<u>0</u>	Brine Gallons:	<u>157</u>
Tractors:	<u>0</u>			Apogee Gallons	<u>0</u>

**Number of Miles Plowed During Event: 705**

### Personnel:

**Day Crew – Day Crew** – Leonard Taylor, Lonnie Meininger, Brandon Gonzales, Alyssa Scallen, Dennis Fleck, Sue Riggle, Jeremy Hagen, Daniel Whelchel

**Subdivision Crew** – no Parks crews were involved during this event.

**Subdivision Activities:** None

**Environmental Conditions Present:**

Snow: 1-2" Drifting: No Rain: No Low Temp: 22 Wind: 10

**Equipment Issues:** none

**Items of Interest:** During this weather event the Gillette Police Department investigated seven (7) vehicle crashes. Six (6) of these occurred on a City of Gillette maintained roadways and were influenced by weather conditions.

The weather had been unsettled for the past 3 days and the snow on Monday was certainly unexpected. The steady snow for the entire morning was a surprise and the roads became very slick, quickly. Temperatures rose to 29 by the end of the day, making the roads clear and dry.



## 2022-2023 POUNDS PER LANE MILE SPREADSHEET

Event #	Date of Event	Duration of Event	Temperature	# of Miles Plowed	Ice Slice Lbs.	Pounds Per Lane Mile	Snowfall Total	Emergency Level
1	10/24/2022	7 Hours	28	831	34,918	42.02	2"	n/a
2	11/3/2022	7 Hours	23	929	56,313	60.62	2.5"	n/a
3	11/9/2022	12 Hours	16	1,573	92,711	58.94	2"	n/a
4	11/14/2022	47.5 Hours	6	3,472	162,826	46.90	4"	n/a
5	12/2/2022	9 Hours	10	767	56,721	73.95	2.5"	n/a
6	12/12/2022	88.5 Hours	8	10,952	95,845	8.75	21"	2
7	1/2/2023	32 Hours	9	3,305	116,856	35.35	8"	n/a
8	1/25/2023	36 Hours	26	2,833	121,055	42.73	4"	n/a
9	1/27/2023	22.5 Hours	-2	2,475	57,746	23.33	4"	n/a
10	2/14/2023	26 Hours	7	2,601	107,883	41.48	6"	1
11	2/20/2023	72 hours	-15	7,209	129,427	17.95	20"	2
12	3/5/2023	28 hours	23	1,884	72,166	38.305	3"	n/a
13	3/8/2023	16.5 hours	18	1,886	53,142	28.177	2-4"	n/a
14	3/25/2023	9 hours	22	973	47,236	48.547	2"	n/a
15	3/27/2023	7.5 hours	22	705	20,537	29.130	1-2"	n/a
16								
17								
18								
19								
20								
21								
22								
23								
24								
25								
26								
27								
28								
29								
30								
31								
32								
33								
34								
				42,395	1,225,382	39.74	0	

ESTIMATED SNOW COSTS - 2022/2023

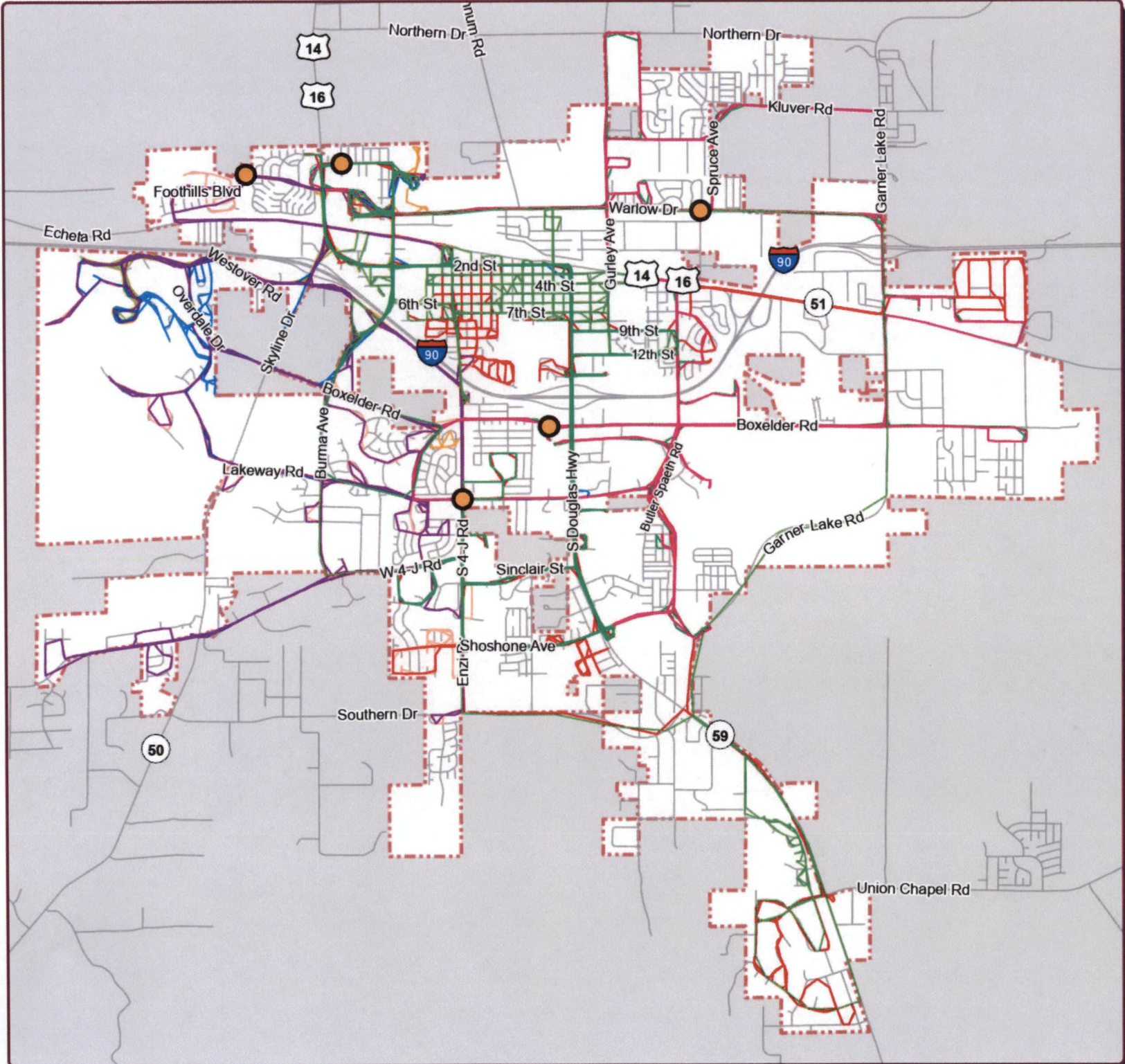
Event #	Date	Labor Cost	Equipment Cost	Ice Slice Cost	Brine Cost	Material Cost	Contractor Cost	Estimated Cost of Event
1	10/24/2022	\$1,936.19	\$2,206.38	\$2,444.29	\$0.00	\$2,444.29		\$6,586.86
2	11/2/2022	\$1,979.82	\$2,350.19	\$4,482.14	\$93.16	\$4,575.30		\$8,905.31
3	11/10/2022	\$2,924.25	\$3,966.13	\$6,489.77	\$570.61	\$7,060.38		\$13,950.76
4	11/14/2022	\$9,302.57	\$12,025.61	\$11,397.79	\$3,425.17	\$14,822.96		\$36,151.14
5	12/2/2022	\$1,973.34	\$2,607.01	\$3,970.47	\$763.04	\$4,733.51		\$9,313.86
6	12/12/2022	\$34,048.94	\$38,973.32	\$6,709.14	\$1,623.36	\$8,332.50		\$81,354.76
7	1/2/2023	\$10,099.67	\$10,361.15	\$8,179.94	\$0.00	\$8,179.94		\$28,640.76
8	1/25/2023	\$7,066.55	\$10,110.24	\$8,473.85	\$1,988.77	\$10,462.62		\$27,639.41
9	1/27/2023	\$6,494.33	\$7,109.92	\$4,042.23	\$874.61	\$4,916.84		\$18,521.09
10	2/14/2023	\$4,942.67	\$7,236.39	\$7,551.83	\$1,806.06	\$9,357.89		\$21,536.95
11	2/20/2023	\$17,587.27	\$19,260.76	\$9,059.89	\$2,844.53	\$11,904.42		\$48,752.45
12	3/5/2023	\$2,804.73	\$4,233.96	\$5,053.74	\$1,613.63	\$6,667.38		\$13,706.07
13	3/8/2023	\$3,565.14	\$5,973.37	\$3,719.91	\$963.68	\$4,683.59		\$14,222.10
14	3/25/2023	\$1,822.07	\$2,766.93	\$3,306.57	\$1,233.33	\$4,539.89		\$9,128.89
15	3/27/2023	\$1,080.46	\$1,597.02	\$1,437.59	\$477.28	\$1,914.87		\$4,592.35
16						\$0.00		\$0.00
17						\$0.00		\$0.00
18						\$0.00		\$0.00
19						\$0.00		\$0.00
20						\$0.00		\$0.00
21						\$0.00		\$0.00
22						\$0.00		\$0.00
23						\$0.00		\$0.00
24						\$0.00		\$0.00
25						\$0.00		\$0.00
26						\$0.00		\$0.00
27						\$0.00		\$0.00
28						\$0.00		\$0.00
29						\$0.00		\$0.00
30						\$0.00		\$0.00
<b>TOTALS:</b>		\$107,628.00	\$130,778.38			\$104,596.38	\$0.00	\$343,002.76





# CITY OF GILLETTE

Information Technology GIS  
P.O. Box 3003  
Gillette, Wyoming 82717-3003  
Phone (307) 686-5364  
www.gillettewy.gov



## Unit: Miles

- Crash Reports
- Unit 25: 66
- Unit 28: 79
- Unit 29: 8
- Unit 31: 40
- Unit 44: 72
- Unit 96: 1
- Unit 100: 68
- Unit 132: 14
- Unit 157: 0
- Unit 168: 38
- Unit 184: 2
- Unit 160203: 92
- Unit 160204: 70
- Unit 180013: 20
- Unit 210040: 77
- Unit 210216: 58


Snow Plow Miles: 636  
One Ton Miles: 40  
Tractor Miles: 29

Police Report:  
Crashes: 6  
Crashes w/Injuries: 0  
Citations: 4  
Personal Property Damage: \$ 6,000  
City Property Damage: \$ 0

THE INFORMATION ON THIS DRAWING WAS OBTAINED FROM RECORD AND DESIGN DRAWINGS. THE CITY OF GILLETTE MAKES NO GUARANTEE REGARDING THE ACCURACY OF THIS DRAWING OR THE INFORMATION CONTAINED THEREIN.



\\file-w.cog.city\work\GIS Work\Projects\CHRIS\ProProjects\PublicWorks\Public Works.aprx\Snow Removal All



**Snow Event Fifteen**  
3/27/2023 7:00:00 AM to  
3/27/2023 2:30:00 PM  
March 28, 2023

Productivity Service With P.R.I.D.E. Enthusiasm  
Responsibility Integrity Dedication



## Gillette Police Department 2022/2023 Weather Event Crash Report Event #15

IR#	Date/Time	Location	Injury	Property Damage	Citation	Cause
6430	3/27/23 @0822	4J / Lakeway	None	Private >\$1,000	Yes	Vehicle #1 slid on snow/ice and struck another vehicle in transport.
6433	3/27/23 @ 0827	Warlow / Enterprise	None	Private - > \$1,000	Yes	Vehicle #1 slid on snow/ice and struck another vehicle in transport.
6436	3/27/23 @ 0839	Hemlock / 4th Ave	None	Private - > \$1,000	Yes	Vehicle #1 slid on snow/ice and struck another vehicle in transport.
6437	3/27/23 @ 0844	Boxelder / Hospitality Way	None	Private - > \$1,000	No	Vehicle #1 slid on snow/ice and struck another vehicle in transport.
6438	3/27/23 @ 0846	Lafayette / Foothills	None	Private - > \$1,000	No	Vehicle #1 slid on snow/ice and struck another vehicle in transport.
6441	3/27/23 @ 0940	4J / Lakeway	None	Private - > \$1,000	Yes	Vehicle #1 slid on snow/ice and struck another vehicle in transport.

**March 27, 2023 7:00 a.m. to March 27, 2023 2:30 p.m.**

During this weather event the Gillette Police Department investigated seven (7) vehicle crashes. Six (6) of these crashes occurred on a City of Gillette maintained roadway and were influenced by weather conditions.