



# CITY OF GILLETTE

Administration

201 E. 5th Street • Gillette, Wyoming 82716  
Phone 307.686.5203 • Fax 307.686.1593  
www.gillettewy.gov

## MEMORANDUM

**TO:** Mayor and Members of the City Council  
**FROM:** Michael Cole, Interim City Administrator  
**RE:** General Information  
**DATE:** August 4, 2023

The following meetings are scheduled for the week of **August 5 - 11, 2023**

### **Monday, August 7th**

**1:00 p.m. City Council Special Meeting, 3rd Floor Conference Room**

### **Tuesday, August 8th**

**6:00 p.m. City Council Special Meeting Meeting, 2nd Floor Community Room**

1. Attached please find a **Notice of Special Meeting of the Gillette City Council on August 7, 2023** at **1:00 p.m.** in the **City Hall Third Floor Conference Room** dated **August 2, 2023** provided by **Interim City Administrator Cole**.
2. Attached please find a **Notice of Special Meeting of the Gillette City Council on August 8, 2023** at **6:00 p.m.** in the **City Hall 2nd Floor Community Room** dated **August 2, 2023** provided by **Interim City Administrator Cole**.
3. Attached please find a **news release** regarding **City Hall Construction - Police Department Entry Replacement Project** dated **August 2, 2023** provided by **Public Affairs Director Toscana**.
4. Attached please find a **Fire Prevention Order - Stage 1 Fire Restrictions** dated **August 1, 2023** provided by **Fire Chief Bender** with the **Campbell County Fire Department**.
5. Attached please find **information** regarding **Wyoming and County Profiles 2022** dated **July 31, 2023** provided by the **Wyoming Administration & Information Economic Analysis Division**.
6. Attached please find an **agenda** dated **July 27, 2023** and **meeting minutes** dated **June 22, 2023** for the **Parks & Beautification Board** provided by **Public Works Director Wilde**.

7. Attached please find an **agenda** dated **August 10, 2023** and **meeting minutes** dated **July 6, July 12, and July 14, 2023** for the **Campbell County Public Land Board** provided by **Cam-Plex**.
8. Attached please find **information** regarding the **Governor's Business Forum** on **November 13-15, 2023** provided by the **Wyoming Business Alliance**.
9. Attached please find a **thank you letter** and **information** regarding **Campbell County Eat. Read. Grow.** dated **July 27, 2023** provided by **Lori Jones, Chair, Campbell County Eat. Read. Grow.**

MC/adw



# CITY OF GILLETTE

## Administration

201 E. 5th Street • Gillette, Wyoming 82716  
Phone 307.686.5203 • Fax 307.686.1593  
[www.gillettewy.gov](http://www.gillettewy.gov)

## NOTICE OF SPECIAL MEETING OF THE CITY OF GILLETTE CITY COUNCIL

**TAKE NOTICE** that the presiding officer of the City of Gillette City Council has called for a special meeting. This special meeting will be held on **August 7, 2023**, beginning at **1:00 p.m.** and continuing until its business is concluded. This special meeting will be held at **City of Gillette City Hall, Third Floor Conference Room, located at 201 E. 5<sup>th</sup> St., Gillette, WY 82716.**

The purpose of this special meeting is as follows:

- **A. Executive Session**
  - Personnel pursuant to W.S. 16-4-405(a)(ii).
- **B. Action Items.** No action will be taken at this special meeting.

DATED August 2, 2023.

Michael H. Cole, City of Gillette Interim Administrator



# CITY OF GILLETTE

## Administration

201 E. 5th Street • Gillette, Wyoming 82716  
Phone 307.686.5203 • Fax 307.686.1593  
[www.gillettewy.gov](http://www.gillettewy.gov)

## NOTICE OF SPECIAL MEETING OF THE GILLETTE CITY COUNCIL

**TAKE NOTICE** that the presiding officer of the Gillette City Council has called for a special meeting. This special meeting will be held on **August 8, 2023, beginning at 6:00 p.m. in the 2<sup>nd</sup> Floor Community Room located at City Hall, 201 E. 5<sup>th</sup> St., Gillette, WY 82716.** The meeting will continue until its business is concluded. The purpose of this special meeting is as follows:

- **A. Discussion Item.** At the request of the Campbell County Board of Commissioners, the Gillette City Council will engage in discussion regarding a potential joint/consolidated dispatch agreement.
- **B. Action Items.** No action will be taken at this special meeting.

**DATED** August 2, 2023.

Michael H. Cole, City of Gillette Interim Administrator

# News

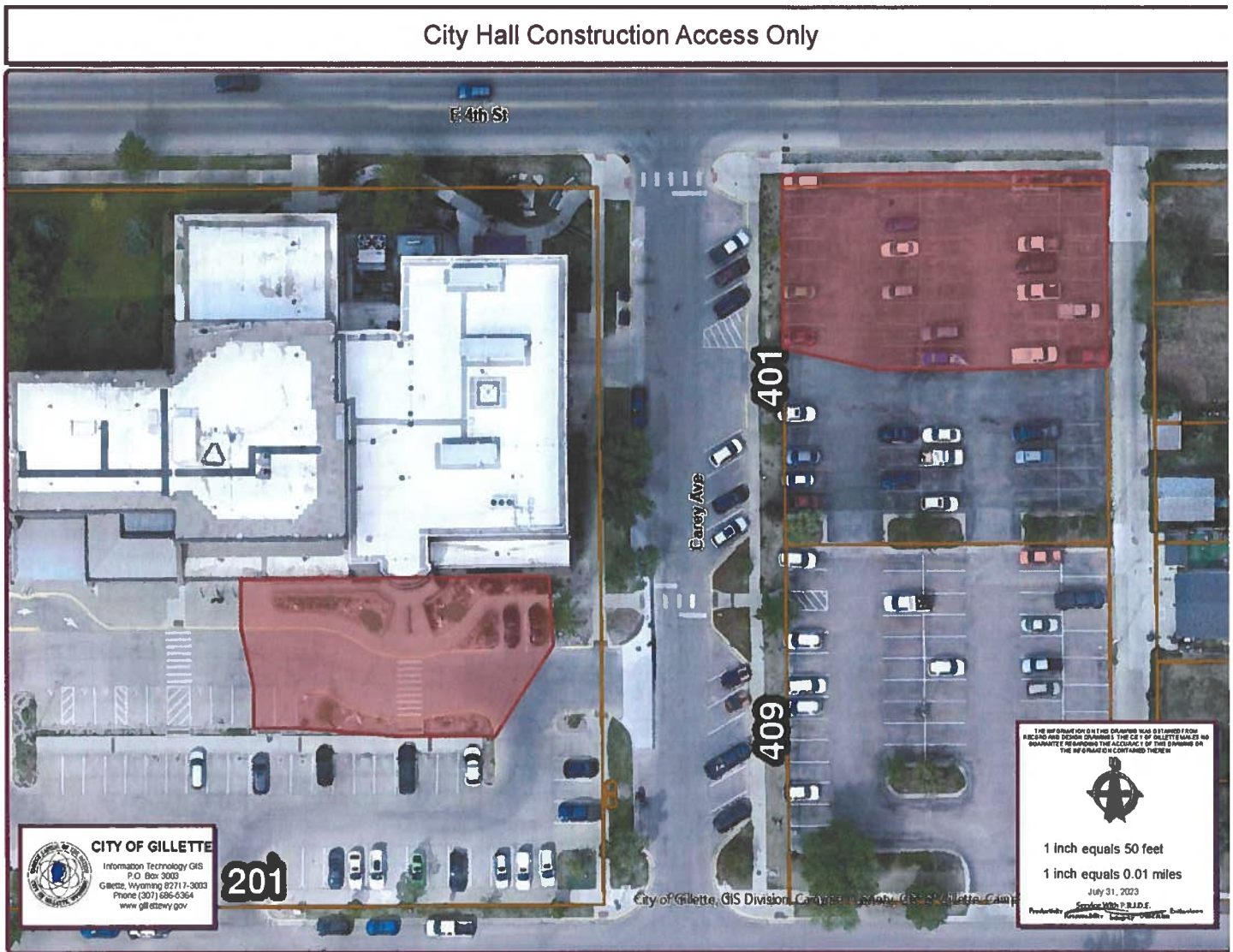
## City Hall Construction- Police Department Entry Replacement Project

**Post Date:** 08/02/2023 8:46 AM

Effective August 1, the Police Department entrance at City Hall is closed for construction. In the meantime, citizens can access the Police Department through the west City Hall entrance. A portion of the parking lot on Carey Avenue will also be unavailable during construction.

The project will remove and replace the southern-facing outside stairs and ADA ramp just outside of the main entryway to the Police Department. Construction is expected to be complete by the end of October.

For additional information contact Public Affairs Director Jennifer Toscana at 307-686-5202.



[Return to full list >>](#)





# Campbell County Fire Department

J.R. Fox  
Deputy Fire Chief

Jeff Bender  
Fire Chief

Eric Acton  
Fire Marshal

## Fire Prevention Order – Stage 1 Fire Restrictions

Due to dry conditions and high fire danger, the Campbell County Fire Department is implementing restrictions that shall apply to all lands within Campbell County, excluding federal lands. The following restrictions shall commence, August 2nd, 2023.

1. Restricted Activities:
  - a. Open Fires - All open fires are prohibited except as set out in this paragraph. An open fire is any outdoor fire, including but not limited to, campfire, warming fires, bonfires, firepits, or the prescribed burning of fence rows, fields, wildlands, trash and debris. Between the hours of 6:00 p.m. and 8:00 a.m., the burning of trash or debris inside containers provided with spark arrester and located within a cleared area ten feet in radius is allowed.
  - b. Fireworks – The use and sale of fireworks.
  - c. Explosives – The use of tracer or steel-core ammunition, exploding targets, or electronic or traditional fuses or sparks to ignite explosive material, such as for rockets, cannons, or mortars.
  - d. Disposal – Disposal of any burning object outdoors, including without limitation, any cigarette, cigar or match.
  - e. Chainsaws – Operation of a chainsaw is prohibited unless the chainsaw has a properly installed spark arrester.
  - f. Commercial and Industrial Operations – Blasting, grinding, welding or operating acetylene or other torch with an open flame unless used in cleared areas of a minimum of a ten-foot radius.
  - g. Grills, Stoves and Smokers – The use of grills and smokers is allowed in an improved area regardless of fuel type. Only gas grills are allowed in unimproved areas.
2. Exceptions:
  - a. Federal, state and local fire or law enforcement officers participating in fire, emergency and law enforcement activities.
  - b. Mine and mine sites.

*The Campbell County Board of Commissioners has delegated authority to enact fire restrictions to the Campbell County Fire Chief in Resolution No. 3048.*

Restriction Order Executed in Gillette, Wyoming, this day of August 1, 2023.

Jeff Bender, Fire Chief  
Campbell County Fire Department

"To provide Excellence in all Interactions through Professionalism"

106 Rohan Ave. Gillette WY 82716  
(p) 307-682-5319 | (f) 307-686-2222  
www.ccfire.us



ADMINISTRATION  
& INFORMATION

## ECONOMIC ANALYSIS DIVISION

Mark Gordon, Governor | Patricia L. Bach, Director | Wenlin Liu, Administrator

### FOR IMMEDIATE RELEASE

Monday, July 31, 2023

Contact: Dr. Wenlin Liu, Chief Economist; Emily Johnson, Senior Economist

### WYOMING AND COUNTY PROFILES 2022

**CHEYENNE** – The ninth edition of “Wyoming and County Profiles” has been released by the State of Wyoming, Economic Analysis Division. The updated 2022 publication provides a multitude of frequently requested statistics that measure the demographic, social, economic, housing, and revenue conditions of all 23 counties and Wyoming. More than 30 topics are covered with today’s release, such as population by age and race, employment and wages by industry, educational attainment, income and poverty, commuting, and land ownership.

“The County Profiles provide essential information about Wyoming and County residents, workers, housing, and the economy in one location,” said Dr. Wenlin Liu, Chief Economist with the Economic Analysis Division. “Accurate information is crucial for government, businesses, and communities to make the most informed decisions possible in areas such as strategic planning, economic development, and grant application.”

#### Highlights

- Proportion of the population age 65 and over was 28.1% in Hot Springs County, compared with 12.2% in Campbell County and 17.9% for Wyoming.
- Proportion of Hispanic population was 19.0% in Carbon County, compared with 2.8% in Crook County and 10.6% for Wyoming.
- Net migration (number of people who moved in less people who moved out) for Sheridan County was about 729 during 2021, compared with -907 in Campbell County and 1,368 for Wyoming.
- Proportion of households that are married-couple families was 67.0% in Crook County, compared with 38.3% in Albany County and 51.1% for Wyoming.
- Households with an Internet Subscription was 91.5% in Campbell County, compared with 74.3% in Niobrara County and 87.5% for Wyoming.
- Proportion of the population age 25 and over with a Bachelor’s degree or higher was 57.9% in Teton County, compared with 18.0% in Uinta County and 28.5% for Wyoming.

- Percent of residents who were born in Wyoming was 53.0% in Fremont County, compared with 24.4% in Teton County and 42.8% for Wyoming.
- Median household income was \$94,498 in Teton County, compared with \$48,688 in Niobrara County and \$68,002 for Wyoming.
- Proportion of households with food stamp/SNAP benefits was 8.4% in Fremont County, compared with 0.3% in Crook County and 5.2% for Wyoming.
- The poverty rate for single-mother families with children under 18 years was 66.4% in Carbon County, compared with 0.0% in Crook and Weston Counties and 33.2% for Wyoming.
- Percent of the population without health insurance coverage was 19.5% in Fremont County, compared with 7.9% in Albany and Crook Counties and 11.7% for Wyoming.
- The home ownership rate was 87.0% in Weston County, compared with 50.9% in Albany County and 71.7% for Wyoming.
- The median home value was \$945,300 in Teton County, compared with \$158,800 in Big Horn County and \$237,900 for Wyoming.
- Percent employment (covered with unemployment insurance) in the mining industry (including oil & gas extraction) was 20.7% in Campbell County, compared with 0.0% in Goshen and Teton Counties, and 5.6% for Wyoming.
- The average annual wage per job was \$93,834 in Wyoming's mining industry, compared with \$33,507 for the retail trade industry and \$24,604 for the leisure & hospitality industry.
- Female full-time workers made only 48 cents for every dollar earned (measured in median earnings) by men in Uinta County, compared with 92 cents in Teton County and 68 cents for Wyoming.
- Approximately 1,435 people who lived in Albany County were commuting to Laramie County for work, while 1,302 workers were commuting from Lincoln County to Teton County.
- The total cash receipts for farmers and ranchers in Washakie County were \$50.4 million, of which 43.5% was from crops, while \$190.2 million or 84.4% of the Laramie County's receipts were from livestock and products.
- In Sublette County, 74.9% of its property taxes were from natural gas production, while 42.5% of Campbell County's total property taxes were from coal valuation, while 85.2% of Teton County's property taxes coming from residential properties.



- The proportion of Federal land in Teton County was 95.7%, compared with 0.9% in Laramie County and 47.6% for Wyoming.
- The high school graduation rate (4-year on time) was 96.8% in Sublette County, compared with 65.5% in Fremont County and 81.8% for Wyoming.
- The composite ACT score was 20.8 in Hot Springs County, compared with 17.7 in Campbell County and 18.6 for Wyoming.
- Passenger cars and trucks (including ones with University of Wyoming Specialty Plates) accounted for 79.0% of total registered vehicles in Teton County, compared with 58.1% in Sublette County and 67.9% for Wyoming.
- The mean travel time to work for workers who did not work at home was 26.9 minutes in Weston County, compared with 11.6 minutes in Washakie County and 18.1 minutes for Wyoming.
- The percent of population who were Medicaid beneficiaries was 23.0% in Fremont County, compared with 4.3% in Teton County and 12.9% for Wyoming.
- Percent of adults with BMI (body mass index) larger than 30 was 39.0% in Weston County, compared with 11.3% in Teton County and 32.0% for Wyoming.

The profile for Sweetwater County and Wyoming is attached with the release; all profiles are available online [http://eadiv.state.wy.us/Demog\\_data/County\\_Profile.html](http://eadiv.state.wy.us/Demog_data/County_Profile.html)

# WYOMING COUNTY PROFILES



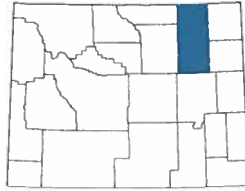
Department of Administration & Information  
Economic Analysis Division

## Campbell County

County Seat: Gillette

Land Area (square mile): 4,806.3

Population Per Square Mile: 9.7



Campbell Percent Wyoming Percent

### POPULATION - AGE/SEX<sup>1</sup>

	Campbell	Percent	Wyoming	Percent
<b>Total</b>	<b>46,401</b>	<b>100.0</b>	<b>578,803</b>	<b>100.0</b>
Male	23,697	51.1	296,214	51.2
Female	22,704	48.9	282,589	48.8
Under 5 years	3,050	6.6	32,291	5.6
5 to 9 years	3,443	7.4	36,454	6.3
10 to 14 years	3,828	8.2	39,984	6.9
15 to 19 years	3,314	7.1	38,231	6.6
20 to 24 years	2,603	5.6	37,645	6.5
25 to 29 years	2,901	6.3	35,461	6.1
30 to 34 years	3,363	7.2	38,105	6.6
35 to 39 years	3,736	8.1	39,816	6.9
40 to 44 years	3,231	7.0	37,116	6.4
45 to 49 years	2,694	5.8	32,116	5.5
50 to 54 years	2,503	5.4	32,239	5.6
55 to 59 years	2,774	6.0	35,141	6.1
60 to 64 years	3,292	7.1	40,327	7.0
65 to 69 years	2,476	5.3	37,010	6.4
70 to 74 years	1,605	3.5	28,976	5.0
75 to 79 years	769	1.7	17,433	3.0
80 to 84 years	447	1.0	10,734	1.9
85 years and over	372	0.8	9,724	1.7
Under 18 years	12,511	27.0	132,424	22.9
18 to 24 years	3,727	8.0	52,181	9.0
25 to 44 years	13,231	28.5	150,498	26.0
45 to 64 years	11,263	24.3	139,823	24.2
65 years and over	5,669	12.2	103,877	17.9
Median age (years)	36	(X)	38.9	(X)

### POPULATION - RACE/HISPANIC<sup>1</sup>

<b>All Races Combined</b>	<b>46,401</b>	<b>100.0</b>	<b>578,803</b>	<b>100.0</b>
White Alone	43,854	94.5	534,669	92.4
Black or African American Alone	316	0.7	7,087	1.2
American Indian and Alaska Native Alone	795	1.7	16,435	2.8
Asian Alone	340	0.7	6,329	1.1
Native Hawaiian and Other Pacific Islander Alone	41	0.1	586	0.1
Two or More Races	1,055	2.3	13,697	2.4
Hispanic (may be of any race)	4,096	8.8	61,087	10.6
Non-Hispanic	42,305	91.2	517,716	89.4
White Alone	40,316	86.9	482,320	83.3

**COMPONENTS OF POPULATION CHANGE<sup>1</sup>**

Total Population Change	-715	100.0	1,536	100.0
Natural Change	198	-27.7	171	11.1
Births	583	(X)	6,213	(X)
Deaths	385	(X)	6,042	(X)
Net Migration	-907	126.9	1,368	89.1

**HOUSEHOLDS BY TYPE<sup>2</sup>**

Total households	17,190	100.0	230,653	100.0
Married-couple family	9,960	57.9	117,873	51.1
With own children under 18 years	4,216	24.5	45,198	19.6
Cohabiting couple	1,408	8.2	15,846	6.9
With own children under 18 years	413	2.4	4,974	2.2
Male householder, no spouse/partner present	2,790	16.2	45,489	19.7
With own children under 18 years	434	2.5	3,258	1.4
Householder living alone	1,970	11.5	34,498	15.0
65 years and over	454	2.6	10,822	4.7
Female householder, no spouse/partner present	3,032	17.6	51,445	22.3
With own children under 18 years	807	4.7	8,701	3.8
Householder living alone	1,795	10.4	34,175	14.8
65 years and over	930	5.4	16,806	7.3
Households with one or more people under 18 years	6,196	36.0	67,134	29.1
Households with one or more people 65 years and over	3,641	21.2	68,663	29.8
Average household size	2.7	(X)	2.44	(X)
Average family size	3.2	(X)	3.05	(X)

**PRESENCE AND TYPES OF INTERNET SUBSCRIPTIONS IN HOUSEHOLD<sup>2</sup>**

Total	17,190	100.0	230,653	100.0
With an Internet subscription	15,727	91.5	201,811	87.5
Dial-up with no other type of Internet subscription	0	0.0	505	0.3
Broadband of any type	15,727	100.0	201,306	99.7
Internet access without a subscription	380	2.2	7,195	3.1
No Internet access	1,083	6.3	21,647	9.4

**EDUCATIONAL ATTAINMENT<sup>2</sup>**

Population 25 years and over	30,235	100.0	390,162	100.0
Less than 9th grade	851	2.8	7,049	1.8
9th to 12th grade, no diploma	1,436	4.7	17,384	4.5
High school graduate (includes equivalency)	10,613	35.1	110,950	28.4
Some college, no degree	7,977	26.4	98,346	25.2
Associate's degree	3,154	10.4	45,150	11.6
Bachelor's degree	3,973	13.1	69,809	17.9
Graduate or professional degree	2,231	7.4	41,474	10.6
Percent high school graduate or higher	(X)	92.4	(X)	93.7
Percent bachelor's degree or higher	(X)	20.5	(X)	28.5

**VETERAN STATUS<sup>2</sup>**

Civilian population 18 years and over	33,803	100.0	438,739	100.0
Civilian veterans	3,122	9.2	43,326	9.9

**DISABILITY STATUS<sup>2</sup>**

Civilian noninstitutionalized population	46,168	100.0	567,043	100.0
With a disability	4,666	10.1	75,942	13.4

**RESIDENCE 1 YEAR AGO<sup>2</sup>**

Population age 1 year and over	46,215	100.0	570,368	100.0
Same house	40,638	87.9	478,106	83.8
Different house in the U.S.	5,559	12.0	90,237	15.8
Same county	3,651	7.9	50,168	8.8
Different county	1,908	4.1	40,069	7.0
Same state	534	1.2	13,934	2.4
Different state	1,374	3.0	26,135	4.6
Abroad	18	0.0	2,025	0.4

**PLACE OF BIRTH<sup>2</sup>**

Total Population	46,758	100.0	576,641	100
Native	45,421	97.1	556,981	96.6
Born in United States	45,019	96.3	552,038	95.7
Born in Wyoming	19,836	42.4	246,847	42.8
Born in different state	25,183	53.9	305,191	52.9
Born in Island areas or abroad to American parents	402	0.9	4,943	0.9
Foreign born	1,337	2.9	19,660	3.4
Naturalized U.S. citizen	563	1.2	7,805	1.4
Not a U.S. citizen	774	1.7	11,855	2.1

**INCOME AND BENEFITS (IN 2021 INFLATION-ADJUSTED DOLLARS)<sup>2</sup>**

Total households	17,190	100.0	230,653	100.0
Less than \$10,000	695	4.0	11,557	5.0
\$10,000 to \$14,999	678	3.9	8,523	3.7
\$15,000 to \$24,999	1,021	5.9	17,551	7.6
\$25,000 to \$34,999	1,160	6.7	20,163	8.7
\$35,000 to \$49,999	1,135	6.6	25,694	11.1
\$50,000 to \$74,999	2,240	13.0	42,022	18.2
\$75,000 to \$99,999	3,420	19.9	33,153	14.4
\$100,000 to \$149,999	3,755	21.8	42,133	18.3
\$150,000 to \$199,999	2,108	12.3	16,818	7.3
\$200,000 or more	978	5.7	13,039	5.7
Median household income (dollars)	\$87,547	(X)	\$68,002	(X)
Mean household income (dollars)	\$96,251	(X)	\$87,786	(X)
With earnings	14,529	84.5	181,096	78.5
Mean earnings (dollars)	\$96,857	(X)	\$85,418	(X)
With Social Security	4,064	23.6	73,719	32.0
Mean Social Security income (dollars)	\$22,620	(X)	\$21,594	(X)
With retirement income	2,884	16.8	53,250	23.1
Mean retirement income (dollars)	\$26,796	(X)	\$28,437	(X)
With Supplemental Security Income	443	2.6	7,729	3.4
Mean Supplemental Security Income (dollars)	\$9,890	(X)	\$10,156	(X)
With cash public assistance income	114	0.7	3,746	1.6
Mean cash public assistance income (dollars)	\$2,298	(X)	\$3,461	(X)
With Food Stamp/SNAP benefits	778	4.5	11,897	5.2

	Campbell	Percent	Wyoming	Percent
Median Earnings for Full-Time Year-Round Workers - Male	\$75,396	(X)	\$60,414	(X)
Median Earnings for Full-Time Year-Round Workers - Female	\$41,663	(X)	\$41,338	(X)

### PER CAPITA INCOME<sup>3</sup>

Per capita personal income	\$56,008	(X)	\$69,666	(X)
Per capita personal current transfer receipts	\$9,709	(X)	\$12,268	(X)
Per capita dividends, interest, and rent	\$9,515	(X)	\$21,023	(X)
Average nonfarm proprietors' income	\$39,011	(X)	\$39,751	(X)

### FAMILIES AND PEOPLE WHOSE INCOME IS BELOW THE POVERTY LEVEL<sup>2</sup>

All families	1,119	9.2	9,883	6.8
With related children under 18 years	813	13.2	7,447	11.2
Married couple families	495	5.0	4,039	3.4
With related children under 18 years	279	6.4	2,181	4.6
Families with female householder, no husband present	502	38.5	4,630	25.5
With related children under 18 years	488	43.1	4,285	33.2
All people	5,070	11.0	60,482	10.7
Under 18 years	1,571	12.6	16,807	12.8
18 to 64 years	2,902	10.2	36,458	10.8
65 years and over	597	12.1	7,217	7.6

### RATIO OF INCOME TO POVERTY LEVEL IN THE PAST 12 MONTHS<sup>2</sup>

Total:	45,982	100.0	563,382	100.0
Under .50	2,339	5.1	28,662	5.1
.50 to .99	2,731	5.9	31,820	5.6
1.00 to 1.24	947	2.1	18,539	3.3
1.25 to 1.49	1,198	2.6	21,520	3.8
1.50 to 1.84	1,673	3.6	33,384	5.9
1.85 to 1.99	1,419	3.1	15,093	2.7
2.00 and over	35,675	77.6	414,364	73.5

### HEALTH INSURANCE COVERAGE<sup>2</sup>

Civilian noninstitutionalized population	46,168	100.0	567,043	100.0
With health insurance coverage	40,152	87.0	500,832	88.3
With private health insurance	34,568	74.9	412,083	72.7
With public coverage	9,331	20.2	161,535	28.5
No health insurance coverage	6,016	13.0	66,211	11.7
Civilian noninstitutionalized population under 19 years	13,443	100.0	141,812	100.0
No health insurance coverage	1,958	14.6	13,231	9.3

### HOUSING UNITS<sup>2</sup>

Total housing units	19,851	100.0	271,818	100.0
Occupied housing units	17,190	86.6	230,653	84.9
Owner-occupied	13,396	77.9	165,359	71.7
Renter-occupied	3,794	22.1	65,294	28.3
Vacant housing units	2,661	13.4	41,165	15.1
Homeowner vacancy rate	(X)	1.3	(X)	1.3
Rental vacancy rate	(X)	25.3	(X)	10.8

**UNITS IN STRUCTURE<sup>2</sup>**

	Campbell	Percent	Wyoming	Percent
Total housing units	19,851	100.0	271,818	100.0
Single family units	12,421	62.6	195,228	71.8
2 to 4 units	1,204	6.1	17,406	6.4
5 to 9 units	783	3.9	9,164	3.4
10 or more units	1,460	7.4	15,305	5.6
Mobile home	3,969	20.0	34,276	12.6
RV, van, boat, etc.	14	0.1	439	0.2

**RESIDENTIAL BUILDING PERMITS<sup>4</sup>**

	Campbell	Percent	Wyoming	Percent
Total housing units	102	100.0	2,706	100.0
Single family units	102	100.0	2,158	79.7
2 to 4 units	0	0.0	261	9.6
5 or more units	0	0.0	287	10.6

**HOME VALUE<sup>2</sup>**

	Campbell	Percent	Wyoming	Percent
Owner-occupied units	13,396	100.0	165,359	100.0
Less than \$50,000	1,190	8.9	13,092	7.9
\$50,000 to \$99,999	515	3.8	7,975	4.8
\$100,000 to \$149,999	795	5.9	15,571	9.4
\$150,000 to \$199,999	2,464	18.4	26,731	16.2
\$200,000 to \$299,999	5,096	38.0	47,476	28.7
\$300,000 to \$499,999	2,624	19.6	36,582	22.1
\$500,000 to \$999,999	605	4.5	12,814	7.7
\$1,000,000 or more	107	0.8	5,118	3.1
Median (dollars)	\$230,400	(X)	\$237,900	(X)

**MORTGAGE STATUS<sup>2</sup>**

	Campbell	Percent	Wyoming	Percent
Owner-occupied units	13,396	100.0	165,359	100.0
Housing units with a mortgage	9,057	67.6	96,903	58.6
Cost greater than 30% of household income	1,670	18.4	23,098	23.8
Housing units without a mortgage	4,339	32.4	68,456	41.4
Cost greater than 30% of household income	617	14.2	7,253	10.6
Median monthly mortgage cost	\$1,648	(X)	1,536	(X)

**GROSS RENT<sup>2</sup>**

	Campbell	Percent	Wyoming	Percent
Occupied units paying rent	3,519	100.0	59,580	100.0
Less than \$500	261	7.4	6,923	11.6
\$500 to \$999	2,101	59.7	30,620	51.4
\$1,000 to \$1,499	899	25.5	15,353	25.8
\$1,500 to \$1,999	257	7.3	4,714	7.9
\$2,000 to \$2,499	1	0.0	997	1.7
\$2,500 to \$2,999	0	0.0	570	1.0
\$3,000 or more	0	0.0	403	0.7
Rent greater than 30% of household income	1,412	37.2	25,126	38.5
Median (dollars)	\$867	(X)	\$878	(X)

**CIVILIAN LABOR FORCE<sup>5</sup>**

	Campbell	Percent	Wyoming	Percent
Labor Force	22,000	100.0	290,404	100.0
Employment	20,842	94.7	277,372	95.5
Unemployment	1,158	5.3	13,032	4.5
Unemployment Rate	5.3%	(X)	4.5%	(X)
Percent of population 16 years and over in labor force <sup>2</sup>	(X)	70.9	(X)	65.8

**AVERAGE WAGE AND SALARY EMPLOYMENT<sup>6</sup>**

	Campbell	Percent	Wyoming	Percent
Total	22,900	100.0	265,455	100.0
Private	18,455	80.6	201,308	75.8
Agriculture, Forestry, Fishing, & Hunting	65	0.3	2,722	1.0
Mining, Quarrying, & Oil & Gas Extraction	4,733	20.7	14,755	5.6
Utilities	328	1.4	2,346	0.9
Construction	1,779	7.8	21,008	7.9
Manufacturing	483	2.1	9,769	3.7
Wholesale Trade	1,211	5.3	7,326	2.8
Retail Trade	2,441	10.7	29,660	11.2
Transportation & Warehousing	784	3.4	10,044	3.8
Information	235	1.0	2,962	1.1
Financial Activities	678	3.0	11,162	4.2
Professional & Business Services	1,455	6.4	19,646	7.4
Educational & Health Services	1,241	5.4	27,221	10.3
Leisure & Hospitality	2,365	10.3	35,803	13.5
Other Services	659	2.9	6,885	2.6
Government	4,445	19.4	64,148	24.2
Federal Government	89	0.4	7,657	2.9
State Gov't (inc. higher public education)	182	0.8	12,312	4.6
Local Gov't (inc. local public education and hospitals)	4,174	18.2	44,178	16.6

**TOTAL ANNUAL WAGES<sup>6</sup>**

	Campbell	Percent	Wyoming	Percent
Total	\$1,345,921,659	100.0	\$14,068,646,917	100.0
Private	\$1,103,571,094	82.0	\$10,572,460,080	75.1
Agriculture, Forestry, Fishing, & Hunting	\$2,989,992	0.2	\$107,905,609	0.8
Mining, Quarrying, & Oil & Gas Extraction	\$429,660,551	31.9	\$1,384,470,642	9.8
Utilities	\$35,008,552	2.6	\$234,309,691	1.7
Construction	\$110,681,679	8.2	\$1,225,127,150	8.7
Manufacturing	\$33,877,151	2.5	\$679,894,229	4.8
Wholesale Trade	\$97,779,810	7.3	\$494,650,088	3.5
Retail Trade	\$82,209,577	6.1	\$993,828,016	7.1
Transportation & Warehousing	\$46,739,273	3.5	\$573,260,680	4.1
Information	\$12,965,641	1.0	\$183,262,800	1.3
Financial Activities	\$42,296,567	3.1	\$835,827,294	5.9
Professional & Business Services	\$72,667,702	5.4	\$1,394,476,631	9.9
Educational & Health Services	\$53,973,500	4.0	\$1,294,802,854	9.2
Leisure & Hospitality	\$46,524,645	3.5	\$880,900,581	6.3
Other Services	\$36,196,454	2.7	\$289,743,815	2.1
Government	\$242,350,565	18.0	\$3,496,186,837	24.9
Federal Government	\$6,257,486	0.5	\$560,789,166	4.0
State Gov't (inc. higher public education)	\$9,549,395	0.7	\$714,420,469	5.1
Local Gov't (inc. local public education and hospitals)	\$226,543,684	16.8	\$2,220,977,202	15.8



**AVERAGE ANNUAL WAGE<sup>6</sup>**

Total	\$58,774	100.0	\$52,998	100.0
Private	\$59,798	101.7	\$52,519	99.1
Agriculture, Forestry, Fishing, & Hunting	\$46,000	78.3	\$39,642	74.8
Mining, Quarrying, & Oil & Gas Extraction	\$90,783	154.5	\$93,834	177.1
Utilities	\$106,870	181.8	\$99,887	188.5
Construction	\$62,233	105.9	\$58,318	110.0
Manufacturing	\$70,091	119.3	\$69,599	131.3
Wholesale Trade	\$80,721	137.3	\$67,517	127.4
Retail Trade	\$33,682	57.3	\$33,507	63.2
Transportation & Warehousing	\$59,642	101.5	\$57,077	107.7
Information	\$55,075	93.7	\$61,863	116.7
Financial Activities	\$62,422	106.2	\$74,885	141.3
Professional & Business Services	\$49,955	85.0	\$70,982	133.9
Educational & Health Services	\$43,492	74.0	\$47,566	89.7
Leisure & Hospitality	\$19,676	33.5	\$24,604	46.4
Other Services	\$54,941	93.5	\$42,085	79.4
Government	\$54,525	92.8	\$54,502	102.8
Federal Government	\$70,112	119.3	\$73,242	138.2
State Gov't (inc. higher public education)	\$52,541	89.4	\$58,024	109.5
Local Gov't (inc. local public education and hospitals)	\$54,278	92.4	\$50,273	94.9

**COMMUTING TO OR FROM A DIFFERENT COUNTY OR STATE FOR WORK<sup>7</sup>**

Total Commuting Out	5,189	100.0	14,338	5.8
to Natrona County, WY	1,158	22.3	(X)	(X)
to Sheridan County, WY	449	8.7	(X)	(X)
to Converse County, WY	434	8.4	(X)	(X)
to Laramie County, WY	413	8.0	(X)	(X)
to Crook County, WY	296	5.7	(X)	(X)
to Fremont County, WY	182	3.5	(X)	(X)
to Pennington County, SD	180	3.5	(X)	(X)
to Park County, WY	169	3.3	(X)	(X)
to Sweetwater County, WY	136	2.6	(X)	(X)
to All Other Locations	1,772	34.1	(X)	(X)
Total Commuting In	6,495	100.0	24,601	9.5
from Natrona County, WY	775	11.9	(X)	(X)
from Sheridan County, WY	586	9.0	(X)	(X)
from Crook County, WY	582	9.0	(X)	(X)
from Converse County, WY	550	8.5	(X)	(X)
from Weston County, WY	455	7.0	(X)	(X)
from Laramie County, WY	403	6.2	(X)	(X)
from Johnson County, WY	245	3.8	(X)	(X)
from Fremont County, WY	243	3.7	(X)	(X)
from Albany County, WY	138	2.1	(X)	(X)
from All Other Locations	2,518	38.8	(X)	(X)

Commuting data are not comparable in profiles prior to the 2020 County Profiles because their source and methodology are different.

**AGRICULTURE<sup>8</sup>**

Number of Farms (2017)	643	(X)	11,938	(X)
Land in Farms (thousands of acres) (2017)	2,901	(X)	29,005	(X)
Total Cash Receipts (thousands of dollars)	\$76,888	100.0	\$1,739,216	100.0
Livestock and Products	\$72,799	94.7	\$1,288,079	74.1
Crops	\$4,089	5.3	\$451,137	25.9
Net Farm Income (thousands of dollars)	\$13,956	(X)	\$287,560	(X)

**VALUATION AND TAXES<sup>9</sup>**

Total Assessed Valuation	\$4,539,270,189	100.0	\$26,532,077,654	100.0
Non-Minerals	\$985,236,029	21.7	\$14,630,528,293	55.1
Agricultural Land	\$14,612,007	0.3	\$366,197,380	1.4
Residential Property	\$315,761,778	7.0	\$8,183,591,623	30.8
Commercial Property	\$130,890,117	2.9	\$2,058,392,384	7.8
Industrial Property	\$279,218,441	6.2	\$2,090,925,846	7.9
Other (Electric, Pipelines, Railroads, etc.)	\$244,753,686	5.4	\$1,931,421,060	7.3
Minerals	\$3,554,034,160	78.3	\$11,901,549,361	44.9
Oil	\$1,177,943,332	26.0	\$5,017,956,556	18.9
Natural gas	\$442,753,730	9.8	\$4,089,422,104	15.4
Coal	\$1,928,316,014	42.5	\$2,239,399,153	8.4
Other minerals	\$5,021,084	0.1	\$554,771,548	2.1
Total Property Taxes	\$287,294,406	(X)	\$1,728,301,129	(X)
Average Mill Levy	63.3	(X)	65.1	(X)

**4% SALES AND USE TAX COLLECTIONS<sup>10</sup>**

Total	\$111,887,305	100.0	\$807,533,179	100.0
Agriculture, Forestry, Fishing, & Hunting	\$23,733	0.0	\$252,095	0.0
Mining, Quarrying, & Oil & Gas Extraction	\$26,446,649	23.6	\$74,939,687	9.3
Utilities	\$2,772,210	2.5	\$36,268,698	4.5
Construction	\$919,848	0.8	\$13,622,600	1.7
Manufacturing	\$5,757,833	5.1	\$23,058,278	2.9
Wholesale Trade	\$14,224,909	12.7	\$50,714,454	6.3
Retail Trade	\$33,508,404	29.9	\$338,026,875	41.9
Transportation & Warehousing	\$257,936	0.2	\$3,489,360	0.4
Information	\$943,826	0.8	\$11,678,036	1.4
Financial Activities (inc. auto, machinery, and equip. leasing)	\$5,950,827	5.3	\$31,675,389	3.9
Professional & Business Services	\$566,112	0.5	\$6,220,639	0.8
Educational & Health Services	\$8,539	0.0	\$448,819	0.1
Leisure & Hospitality	\$5,601,644	5.0	\$101,401,201	12.6
Other Services	\$6,010,531	5.4	\$30,220,774	3.7
Public Administration (reflects automobile sales)	\$8,894,304	7.9	\$85,516,274	10.6

**LANDOWNERSHIP<sup>11</sup> (square miles)**

Total Area	4,806.3	100.0	97,809.8	100.0
Private Lands	3,940.5	82.0	42,018.3	43.0
Conservation Easement	0.0	0.0	913.9	0.9
Federal Lands	570.7	11.9	46,587.5	47.6
Forest Service	219.4	4.6	14,397.1	14.7
BLM	351.2	7.3	27,333.0	27.9
National Park Service	0.0	0.0	3,641.0	3.7
Military	0.0	0.0	79.0	0.1
Other Federal	0.0	0.0	1,137.5	1.2

	Campbell	Percent	Wyoming	Percent
State Lands	291.2	6.1	6,034.2	6.2
State Trust Lands*	291.2	6.1	5,560.3	5.7
Other State	0.0	0.0	473.9	0.5
Tribal Lands	0.0	0.0	3,143.3	3.2
City, County, Other	3.9	0.1	26.5	0.0

\* Trust lands are held in trust for designated beneficiaries, principally public schools. Managers may lease and sell these lands for a diverse range of uses to generate revenues for the beneficiaries.

## PUBLIC SCHOOL STATISTICS<sup>12</sup>

Number of School Districts	1	(X)	48	(X)
Number of Schools	23	(X)	343	(X)
Fall Enrollment	8,633	(X)	92,756	(X)
Composite ACT score (Grade 11) (2020-2021)	17.7	(X)	18.6	(X)
High School Graduates (4 year on time)	540	(X)	5,881	(X)
Graduation Rate	83.9%	(X)	81.8%	(X)
Average Daily Membership (ADM)	8,561	(X)	90,642	(X)
Certified Teachers	644	(X)	7,239	(X)
Certified Staff	160	(X)	1,671	(X)
Administration	48	(X)	761	(X)
Classified Staff	741	(X)	6,668	(X)
Students Transported Daily	3,253	(X)	27,693	(X)
Total General Fund Revenues	\$171,450,782	(X)	\$1,658,014,808	(X)
Total General Fund Expenditures	\$139,926,298	(X)	\$1,537,004,416	(X)
Operating Cost Per ADM	\$17,894	(X)	\$19,918	(X)
Percent of Students with Free or Reduced Lunch (2022-2023)	37.0%	(X)	34.0%	(X)

## TRANSPORTATION<sup>13</sup>

Number of Registered Vehicles	76,146	100.0	929,395	100.0
Passenger Cars	26,483	34.8	357,120	38.4
Trucks	23,048	30.3	267,071	28.7
Motorcycles	2,706	3.6	26,878	2.9
Trailers (including house trailers)	17,675	23.2	216,140	23.3
University of Wyoming Specialty Plates (cars & trucks)	425	0.6	6,697	0.7
Commercial Trucks & Trailers	2,898	3.8	20,798	2.2
Others	2,911	3.8	34,691	3.7
Road (miles)			30,247	100.0
Federal*	NA	(X)	5,938	19.6
State Highway	338	(X)	6,733	22.3
County Road	920	(X)	14,597	48.3
Local (City & Town)	188	(X)	2,483	8.2
Other	0	(X)	496	1.6
Per Capita Vehicle Miles Traveled (2021)	13,049	(X)	16,078	(X)
Mean travel time to work (minutes) <sup>2</sup>	19.8	(X)	18.1	(X)
Commercial Airport Passengers (2022)	47,203	(X)	1,224,613	(X)

NA - Not Available

\*Federal Miles not available by County.

**HEALTH CARE AND RISK FACTORS<sup>14</sup>**

	Campbell	Percent	Wyoming	Percent
Licensed Hospitals	1	(X)	27	(X)
Bed Capacity	90	(X)	1,416	(X)
Licensed Nursing Care Facilities	1	(X)	35	(X)
Bed Capacity	160	(X)	2,905	(X)
Occupancy Rate	75.0%	(X)	67.9%	(X)
Medicaid Beneficiaries	5,914	12.7	74,757	12.9
Enrollment in State Children Health Insurance Program (2021)	434	3.2	6,133	4.3
Percent of Adults with BMI (weight in kg/height in meters squared) Larger Than 30 (2017-2021)	36.3%	(X)	32.0%	(X)
Percent of Adults who reported having 5 or more drinks on an occasion at least once in the past 30 days (2017-2021)	17.6%	(X)	15.9%	(X)
Percent of Adults who reported having smoked at least 100 cigarettes in their lifetime and are currently smoking (2017-2021)	24.8%	(X)	16.4%	(X)

**SOURCES:**

- <sup>1</sup> U.S. Census Bureau, Population Division, 2021  
*Population data is not comparable to figures in prior profiles because the base data is different. Current population data is based on the 2020 Census, where previously the base was the 2010 Census.*
- <sup>2</sup> U.S. Census Bureau, 2017-2021 American Community Survey 5-Year Estimates
- <sup>3</sup> U.S. Bureau of Economic Analysis, 2021
- <sup>4</sup> U.S. Census Bureau, Building Permits Survey, 2021
- <sup>5</sup> U.S. Bureau of Labor Statistics, Local Area Unemployment Statistics, 2021
- <sup>6</sup> Wyoming Department of Workforce Services and U.S. Bureau of Labor Statistics, Quarterly Census of Employment and Wages, 2021

- <sup>7</sup> U.S. Census Bureau, LEHD Origin-Destination Employment Statistics, 2020
- <sup>8</sup> U.S. Department of Agriculture and U.S. Bureau of Economic Analysis, 2021
- <sup>9</sup> Wyoming Department of Revenue, 2022
- <sup>10</sup> Wyoming Department of Revenue, Fiscal Year 2022
- <sup>11</sup> U.S. Geological Survey, GAP Analysis Program, 2018
- <sup>12</sup> Wyoming Department of Education, 2021
- <sup>13</sup> Wyoming Department of Transportation, 2022
- <sup>14</sup> Wyoming Department of Health and Wyoming Department of Family Services, 2022



**CITY OF GILLETTE  
PARKS AND BEAUTIFICATION BOARD  
AGENDA  
July 27, 2023 – 5:00 P.M.  
PUBLIC WORKS BREAK ROOM**

**Members:**

**Wes Johnson - Chairperson  
Irene Daly - Vice- Chairperson  
Mike Castellanos  
Cathrine Gallilee  
Angi Klamm  
Noah Messick  
Michele Bradley**

**Mission:** We are dedicated to enhancing the natural beauty and recreation opportunities in our community by preserving, developing, and promoting our parks and public spaces. By fostering community engagement through innovative practices and responsible stewardship, we strive to create vibrant, sustainable, and inclusive outdoor spaces for all to enjoy.

- I. MEETING CALLED TO ORDER**
- II. APPROVAL OF MINUTES**
  - A. June 22, 2023
- III. PUBLIC COMMENT**
- IV. NEW BUSINESS**
  - A. Development Plan 710 Exchange Ave
  - B. Beautification Nominees
    - a. Bighorn Dental
    - b. 1<sup>st</sup> Interstate Bank
    - c. High Mark Bank
    - d. RC Ranch Business Center
  - C. Just Breathe 5k
  - D. Trash-a-Thon
  - E. Parks Beautification booth City Festival/Puzzle unveiling
- V. OLD BUSINESS**
  - A. Tanner Plan
  - B. Beautification Nominees
  - C. Container Art/Mural Camporee Service Project
  - D. Just Breathe 5k Event Date/Location
  - E. Trash-a-Thon
  - F. Fourth of July Parade
  - G. Snow Totals
- VI. STAFF REPORT**

None

**VII. CHAIRPERSON'S / BOARD REPORT**

None

**VIII. ADJOURNMENT**



# CITY OF GILLETTE

Parks and Beautification Board  
611 N. Exchange Ave. • Gillette, Wyoming 82716  
Phone 307.686.5320  
www.gillettewy.gov

**CITY OF GILLETTE  
PARKS AND BEAUTIFICATION BOARD  
MINUTES  
JUNE 22, 2023  
5:00 P.M.  
CITY WEST BREAKROOM**

**MEMBERS:**

**PRESENT**

- Wes Johnson, Chairperson
- Irene Daly, Vice-Chairperson
- Mike Castellanos
- Cathrine Gallilee
- Angi Klamm
- Noah Messick
- Michelle Bradley
- Meeting Quorum:**

<u>(YES)</u>	<u>(NO)</u>
	(X)
(X)	
	(X)
(X)	
(X)	
(X)	
(X)	
(X)	

**STAFF:**

- Sawley Wilde, Public Works Director
- Janie Kuntz, Parks Manager
- Dena Holzer, Administrative Assistant

**I. CALL MEETING TO ORDER**

The meeting was called to order at 5:10 by Ms. Daly.

**II. APPROVAL OF MINUTES**

Ms. Klamm made a motion to accept the minutes from May 25, 2023, meeting along with the notes from June 08, 2023. Seconded by Ms. Bradley. All members vote Aye. Motion passed.

**III. PUBLIC COMMENT**

None

**IV. NEW BUSINESS**

**A. Tanner Plan**

John Bryson representing JKC Engineering, and the developer attended via video conference and presented the landscape plan. Ms. Kuntz presented the case sheet from the Parks Division.



The Board approved development plan with staff recommendations to change plant material to acceptable varieties. Ms. Klamm made a motion to approve. Seconded by Ms. Gallilee. All members vote Aye. Motion passed.

**B. Beautification Nominees**

The Board approved the Senior Center to receive the June beautification award along with 305 Carey to receive go green award. Ms. Gallilee made a motion to approve. Seconded by Ms. Klamm. All members vote Aye. Motion passed.

**C. Summer Photo Contest Flyer**

Ms. Gallilee requested a PDF flyer be sent of the summer photo contest flyer.

**D. Container Art/Mural/Camporee Service Project**

Ms. Klamm discussed with the Board that Mr. Jackson would like to have metal shipping containers donated and have a mural painted on them by the camporee children. Mr. Wilde will ask for approval and report back to the Board at the next meeting.

**E. Just Breathe 5k Event Date/Location**

The Board discussed having the event at McManamen Park and possibly Bicentennial Park the first weekend in May. Mr. Messick made a motion to have the event May 04, 2024. Seconded by Ms. Bradley. All members vote Aye. Motion passed. Mr. Klamm will request approval from Campbell County Parks & Recreation to place Just Breathe signs at Bicentennial Park benches.

**F. Trash-a-Thon**

The Board discussed moving the date to September. Ms. Gallilee made a motion to change the date to September. Seconded by Mr. Messick. All members voted Aye. Motion passed. This will go on the August agenda to align with the dates the trash trucks will be at the schools for the naming ceremonies. Ms. Klamm discussed a community awareness trash pick-up for April.

**G. Fourth of July Parade**

Ms. Klamm notified Mr. Castellanos concerning plans for the Fourth of July Parade. The Board discussed availability of t-shirts and bags.

**H. Snow Totals**

Ms. Daly requested snow event totals.

**V. OLD BUSINESS**

**A. Board Terms Expiring**

Mr. Wilde informed the Board that Ms. Gallilee and Mr. Johnson were appointed by City Counsel for a 3-year term.

**VI. STAFF REPORT**

Mr. Wilde gave an update on mowing, sweeping, equipment and staff openings.

**VII. CHAIRPERSON'S/ BOARD REPORT**

**None**

**VIII. ADJOURNMENTS**

The meeting was adjourned at 6:13 p.m.

**RESPECTFULLY SUBMITTED,**

Sawley Wilde, Public Works Director  
SW/dh



## Campbell County Public Land Board Meeting

**August 10, 2023 @ 6:30 PM**

**CAM-PLEX Energy Hall Board Room**

1. Call Meeting to Order and Introductions Chuck Land
2. Approval of Agenda Chuck Land
3. Consent Agenda Chuck Land
  - 3.1 Minutes (Attachment "A")
    - 3.1.1 July 6, 2023 - Regular Board Meeting
    - 3.1.2 July 12, 2023 - Special Meeting
    - 3.1.3 July 14, 2023 - Special Meeting
  - 3.2 Warrants (Attachment "B")
4. Citizen Input Chuck Land
5. Operations Reports Aaron Lyles  
Will Hastreiter  
Keith Howard  
ReNae Keuck
  - 5.1 Executive Director's Report (Attachment C)
  - 5.2 Facilities & Operations
  - 5.3 Events
  - 5.4 Finance
6. Board Process Chuck Land
  - 6.1 Matt Olsen, Public Works Re: Pronghorn Industrial Park
  - 6.2 Bid Opening Recommendation (Lighting Bid, Video Screen Bid) (Attachment D)
  - 6.3 Budget Amendments FY21-22; FY22-23 (Attachment E)
  - 6.4 NHSRA Staff Compensation Recommendation
  - 6.5 Bylaws Updates: 2.6 Officer Elections, 2.7 Board Committees, 4 Authority, and 15 Public Records.
  - 6.6 Camporee Update
  - 6.7 NHSFR Report
  - 6.8 NHSRA Letter of Intent (Attachment F)
  - 6.9 Board Orientation
7. MATTERS FOR NOTING
  - 7.1 Correspondence:
8. Board Calendar Chuck Land
  - September 14, 2023 – Quarterly Commissioners Meeting 6:00PM
  - September 14, 2023 – Regular Board Meeting 6:30PM
  - October 12, 2023 – Regular Board Meeting
9. Adjourn Chuck Land



## CCPLB MEETING MINUTES: July 6, 2023

### ATTENDEES

**MEMBERS PRESENT:** Laura Chapman, Larry Mills, Chuck Land, Jerry Means, Mark Norstegaard, Mark Dorr

**MEMBERS ABSENT:** Skyler Pownall

**LEGAL COUNSEL:** J. David Horning

**STAFF:** Will Hastreiter, Keith Howard, Aaron Lyles, Pam Altenberg, Mikenzie Ochs, ReNae Keuck, Taylor Kinney

**STAFF ABSENT:**

**GUESTS:** Jake Goodrich *Gillette News Record*, Mary Stroka *County 17*, Heidi Gross *City of Gillette Liaison*, Kelley McCreery *Campbell County Commissioner Liaison*, Doug Griffis *Public*.

### 1. CALL TO ORDER

Campbell County Public Land Board Meeting was held on July 6, 2023, at CAM-PLEX. The meeting began at 6:30 PM. The meeting was presided over by Chairperson Chuck Land.

### 2. APPROVAL OF CCPLB AGENDA

**A. To approve the July 6, 2023, Agenda as presented.**

**Discussion:** None

**Motion:** To approve the July 6, 2023, Agenda as presented.

**Moved:** Ms. Chapman

**Second:** Mr. Mills

**Voted:** Motion passed unanimously

### 3. APPROVAL OF MINUTES

**A. To approve the June 8, 2023, CCPLB Meeting Minutes**

**DISCUSSION:** None

**Motion:** To approve the June 8, 2023, CCPLB Meeting Minutes as presented.

**Moved:** Mr. Land

**Second:** Mr. Mills

**Voted:** Motion passed unanimously

### 4. CONSENT AGENDA; APPROVAL OF WARRANTS

**A. The Warrants for the July 6, 2023, meeting were reviewed.**

- June 2023 Accounts Payable Voucher Numbers 5041 – 6356 in the amount of \$451,131.28

- June 2023 Manual Purchase Order Numbers 11365 - 11378 in the amount of \$163,616.08

- 2023 Payroll Warrants in the amount of \$163,616.08 for the period of 05/28/2023 – 06/24/2023

**Discussion:** Ms. Keuck informed the Board of additions that were made to the warrants. Additions to the warrants were: G & G Landscaping - \$169,700.40, DRM - \$55,074.94, as well as a retainage check payable to DRM - \$2,898.68.

**Motion:** To approve the warrants with the above additions.

**Moved:** Ms. Chapman

**Second:** Mr. Mills

**Voted:** Motion passed unanimously

## 5. CITIZEN INPUT

**DISCUSSION:** None

## 6. OPERATIONS REPORT/UPDATE

**6.1 Executive Director's Report - Aaron Lyles**, Executive Director, referred the Board to his Executive Director's Report. Items of discussion included: NHSFR, Insurance Renewal, the Shower House Building, the Hail Claim, the Master Planning process, Camporee, Staffing updates, Upcoming Calendar Highlights, and the Horse Racing season update. Horse Racing is complete with their season. Approximately five hundred horses were on the grounds. Manure removal was substantial with 120 truckloads hauled out. 307 Horse Racing is required to remove manure from stalls 2 x per week. Campbell County Road and Bridge brought seven trucks to CAM-PLEX and ran non-stop to help with manure removal as well as supplied nine belly dump loads of scoria. Mr. Lyles' full report is attached. **(ATTACHMENT "C")**.

## 7. BOARD PROCESS

### 7.1 NHSFR Update

Mr. Land directed the Board to the end of Mr. Lyles' Executive Director Report which included a NHSFR schedule of events. Mr. Lyles explained this schedule had been converted into a calendar that shows a daily visual of events that will take place. Queens check in is 1 day earlier than last year due to the scheduled concert on Saturday. Staff will supplement Volunteers as needed. Setup on grounds is going very well and Mr. Lyles is pleased with staff progress.

### 7.2 Camporee Update

Mr. Land informed the Board that the need for Port a Pots has come up again and there is a need to plan to proceed with the purchase of Port a Pots. \$340,000.00 has been allocated for the purchase of actual portables to supplement local supply. The reallocation of these funds have been cautiously held back until the contract from Camporee can show this situation solved. As of now, Mr. Lyles reiterated there is no contract from Camporee for Port a Pots. Mr. Byrd and Mr. Lyles will have further conversation on this issue. A full operational plan should be in place no later than February 2024.

### 7.3 DRM Road Change Order

DRM has provided a change order in the amount of \$70,000.00 for the cost of building the road/walk path for Camporee. This road is being developed off Boxelder Rd. North through the East Side of Boxelder up around the Fair

Barn and then continues around and down into the Energy Exhibit. The walking path from the Fair Barn is a due west path which provides the direct route through the walking tunnel to get to the Amphitheater site.

**Motion:** To approve the DRM Road Change Order in the amount of \$70,000.00

**Moved:** Ms. Chapman

**Second:** Mr. Mills

**Voted:** Motion passed unanimously

## **8. OFFICER ELECTIONS**

The Election process took place due to newly appointed Board Members replacing previous Board Members in the following positions: Chairperson of the Board, Vice-Chairperson and Secretary.

Mr. Land read the Board the current Bylaws stating this election process to fill open seats.

### **1. Chairperson**

**Motion:** Mr. Mills moved to nominate Mr. Chuck Land to serve as the Chairperson of the Board.

**Moved:** Mr. Mills

**Second:** Mr. Means

**Discussion:** A discussion took place led by Mr. Mark Dorr and his thoughts on this election process.

**Voted:** Motion passed 4/2 with Mr. Dorr and Ms. Chapman voting no.

### **2. Vice-Chairperson of the Board**

**Motion:** Mr. Mills moved to nominate Ms. Laura Chapman to serve as the Vice-Chairperson of the Board.

**Moved:** Mr. Mills

**Second:** Mr. Jerry Means

**Voted:** Motion passed unanimously

### **3. Secretary**

**Motion:** Mr. Dorr moved to nominate Mr. Mills to serve as the Secretary of the Board

**Moved:** Mr. Dorr

**Second:** Ms. Chapman

**Voted:** Motion passed unanimously

## **8. MATTERS FOR NOTING**

### **A. CORRESPONDENCE:**

**DISCUSSION:** None

## **9. BOARD CALENDAR**

### **i. Upcoming Board Meetings:**

- a. August 10, 2023, @ 6:30 PM CCPLB Meeting
- b. September 14, 2023, @ 6 PM Quarterly Commissioners/CCPLB Meeting
- c. October 12, 2023, @ 6:30 PM CCPLB Meeting

### **ii. Other Meetings/Events:**

- a. None

**10. ADJOURNMENT**

Meeting adjourned at 7:12 PM

**MINUTES PREPARED BY**

Pam Altenberg, July 25, 2023

**MINUTES APPROVED BY**

**SECRETARY:**

**[Campbell County Public Land Board]**

---

*(Signature & Date) Larry Mills, CCPLB Secretary*



## CCPLB SPECIAL MEETING MINUTES: July 12, 2023

### ATTENDEES

**MEMBERS PRESENT:** Chuck Land, Larry Mills, Laura Chapman, Jerry Means, Mark Dorr, Brian Norstegaard, Skyler Pownall (via Zoom)

**MEMBERS ABSENT:**

**LEGAL COUNSEL:** J. David Horning

**STAFF:** Aaron Lyles

**STAFF ABSENT:**

**GUESTS:** Del Shelstad *Campbell County Commissioner*, Kelley McCreery *Campbell County Commissioner Liaison*, Sean Brown *City of Gillette Attorney*, Heidi Gross *City of Gillette Liaison*, Mary Stroka *County 17*.

### 1. CALL TO ORDER

Campbell County Public Land Board Meeting was held on July 12, 2023, at CAM-PLEX. The meeting began at 6:30 PM. The meeting was presided over by Chairperson Chuck Land.

### 2. APPROVAL OF CCPLB AGENDA

#### A. To approve the July 12, 2023, Agenda as presented.

**Discussion:** Mr. Dorr asked to amend the agenda as presented

**Motion:** To amend the agenda as presented

**Moved:** Mr. Dorr

**Second:** None

Motion failed for lack of a second.

**Motion:** To approve the July 12, 2023, Agenda as presented.

**Moved:** Ms. Chapman

**Second:** Mr. Mills

**Voted:** Motion passed 6/1 with Mr. Dorr voting nay.

### 3. Executive Session – Personnel

**Motion:** To enter Executive Session under Section 8 ii to discuss personnel with all members of CCPLB, Mr. Lyles, Mr. Shelstad, Mr. McCreery, Mr. Brown, Ms. Gross, and Mr. J. David Horning present at 6:57 PM.

**Moved:** Mr. Land

**Second:** Mr. Mills

**Voted:** Motion passed 6/1 with Mr. Dorr voting nay.

CCPLB returned to regular session at 7:40 PM. All CCPLB members, Mr. Lyles, Mr. Shelstad, Mr. McCreery, Mr. Brown, Ms. Gross, and Mr. J David Horning were present. No action was taken as a result of the Executive Session.

4. **ADJOURNMENT**

Meeting adjourned at 8:20 PM

**MINUTES PREPARED BY**

Pam Altenberg, July 31, 2023

**MINUTES APPROVED BY**

**SECRETARY:**

[Campbell County Public Land Board]

*(Signature & Date) Larry Mills, CCPLB Secretary*

---

## CCPLB SPECIAL MEETING MINUTES: July 14, 2023

### ATTENDEES

**MEMBERS PRESENT:** Chuck Land, Larry Mills, Laura Chapman, Jerry Means, Mark Dorr, Brian Norstegaard, Skyler Pownall

**MEMBERS ABSENT:**

**LEGAL COUNSEL:** J. David Horning

**STAFF:** Aaron Lyles

**STAFF ABSENT:**

**GUESTS:** Butch Knutson *Campbell County Commissioner*, Kelley McCreery *Campbell County Commissioner Liaison*, Shay Lundvall *City of Gillette Mayor*, Mary Stroka *County 17*, Jake Goodrich *Gillette News Record*, Jonathan Gallardo *Gillette News Record*, Vic Wright, *Basin Radio Network*.

### 1. CALL TO ORDER

Campbell County Public Land Board Meeting was held on July 14, 2023, at CAM-PLEX. The meeting began at 6 PM. The meeting was presided over by Chairperson Chuck Land.

### 2. APPROVAL OF CCPLB AGENDA

**A. To approve the July 14, 2023, Agenda as presented.**

**Discussion:** None

**Motion:** To approve the agenda as presented

**Moved:** Mr. Mills

**Second:** Ms. Chapman

**Voted:** Motion passed unanimously

### 3. BOARD PROCESS

The business to be transacted at the special meeting is to consider the making of a request to the Board of County Commissioners that the Board of County Commissioners remove a Board Member it appointed to the Campbell County Public Land Board.

**Motion:** To request to the Board of County Commissioners that the Board of County Commissioners remove a Board Member it appointed to the Campbell County Public Land Board.

**Moved:** Ms. Chapman

**Second:** Mr. Mills

**Voted:** Motion passed 5/2 with Mr. Dorr and Mr. Pownall voting nay.

### 4. ADJOURNMENT

Meeting adjourned at 6:07 PM

**MINUTES PREPARED BY**

Pam Altenberg, July 31, 2023

**MINUTES APPROVED BY**

**SECRETARY:**

[Campbell County Public Land Board]

*(Signature & Date) Larry Mills, CCPLB Secretary*

---

Our Mission: *Stimulate and facilitate a diverse economy through business retention, expansion, and recruitment.*

---

**From:** Cindy DeLancey - Wyoming Business Alliance <cindy+wyoba.com@ccsend.com>  
**Sent:** Tuesday, August 1, 2023 4:43 PM  
**To:** Phil Christopherson <phil@EnergyCapitalED.com>  
**Subject:** Register for the 2023 Governor's Business Forum Now



**41st Annual  
Governor's  
Business Forum**

November 13-15, 2023

UNIVERSITY  
OF WYOMING

**Registration is Open  
for the 2023 Governor's  
Business Forum**



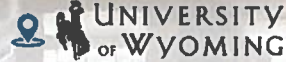
Wyoming Heritage Foundation



# Governor's Business Forum

## Wyoming's Time is Now: *Ideas into Action*

November 13-15, 2023



# REGISTER NOW AT:

[wyomingbusinessalliance.com/  
governor-s-business-forum](https://wyomingbusinessalliance.com/governor-s-business-forum)



See the Agenda

Register for the Forum

**The Wyoming Business Alliance and Wyoming Heritage Foundation are proud to host the 41st Annual Governor's Business Forum, the state's premier business event. Distinguished speakers and panelists attract business, civic and political leaders to drive action for the state's current economic and business climate. Click below to register now!**





Wyoming Heritage Foundation

# Wyoming's Time is Now: *Ideas into Action*

41st Annual  
**Governor's  
Business Forum**

November 13-15, 2023



## Keynote Speaker

*"From the Battlefield to the Boardroom,  
Finding the Right Time to Act"*

*Dr. Christian B. Keller*



- Dr. Keller is Professor of History in the Department of National Security and Strategy at the United States Army War College.
- In 2017 he was named the General Dwight D. Eisenhower Chair of National Security.
- Fulbright Junior Lectureship Award, served at Friedrich-Schiller Universitaet, Jena, Germany.

[www.christianbkeller.com](http://www.christianbkeller.com)



# Check Out the Agenda for the Forum!



## Agenda At A Glance

### Monday, November 13th

#### Mental Wellness Symposium

12:00 pm	Mental Wellness Symposium Hosted Lunch
1:00 pm	Achieving Greater Success Through Business Ethics - Tim Mazur, Indivior
2:30 pm	Networking Break
3:00 pm	Building a Culture of Care in Your Wyoming Organization

### Monday, November 13th

#### Governor's Business Forum

5:30 pm - 7:30 pm	Governor's Sponsor Reception (Invite Only- UW Art Museum)
6:00 pm - 8:00 pm	Welcome to 7200 ft Reception (Gateway Center - Entertainment: Jim Wilkinson)
6:00 pm - 8:00 pm	Early Forum & Name Badge Pick-Up Encouraged

### Tuesday, November 14th

#### Governor's Business Forum

7:00 am - 8:00 pm	Registration & Name Badge Pick-Up Available
8:00 am	Welcome Remarks - UW President Ed Seidel and WBA Chairman Rob Hendry
8:15 am	Opening Address - Governor Mark Gordon
8:30 am	From the Battlefield to the Boardroom, Finding the Right time to Act - Dr. Christian Keller, U.S. Army War College
9:30 am	Panel: Wyoming's Time is Now, Action Points to Move the Business Community Forward
10:30 am	Networking Break

10:45 am Panel: The Wyoming Innovation Partnership (WIP) & How Business Benefits

12:00 pm Buffet Lunch Served

1:00 pm Wyoming Hunger Initiative Update - First Lady Jennie Gordon

1:30 pm Wyoming Success Stories Presentation

1:30 pm EMIT Technologies

1:40 pm WyoTech

1:50 pm Sweetwater Community Champions

2:00 pm Networking Break

2:15 pm Panel: Paradox of Plenty, Property Taxes & More

3:30 pm Networking Break

3:45 pm Panel: Carbon Capture & Sequestration

5:00 pm Adjourn

5:00 pm - 6:00 pm Networking Reception

6:00 pm - 8:00 pm Wyoming Business Hall of Fame Awards Banquet  
\*separate ticket required

### Wednesday, November 15th

#### Governor's Business Forum

6:30 am	Breakfast Buffet Opens
8:30 am	Welcome and Day 1 Recap WBA Vice Chair Lauren Benford
8:45 am	Panel: State of Wyoming Economic Forecast
10:00 am	Morning Break
10:15 am	2024 Budget Session Preview and Legislative Priorities
11:30 am	Virtual Closing Remarks Governor Mark Gordon
11:45 am	Adjourn

Package Name	Price	Included Events
Forum Registration	\$425	• Welcome Reception • Forum day events • Speaker panels • Networking Reception • Keynote Speaker
Forum Registration & Hall of Fame Banquet	\$575	• Welcome Reception • Forum day events • Speaker panels • Networking Reception • Keynote Speaker • Attendance at Hall of Fame Banquet on November 14
Hall of Fame Banquet	\$150	• Attendance at Hall of Fame Banquet on November 14

**\*\$395 Government Rate**

**Wyoming's Time is Now: *Ideas into Action***



July 27, 2023

City of Gillette  
Attn: Mayor Shay Lundvall  
201 E. 5<sup>th</sup> Street  
Gillette, WY 82716

RE: 1% Funding Grant to Campbell County Eat. Read. Grow.

Dear Mayor Lundvall and City Council Members:

Thank you for the \$500.00 grant to the Campbell County Eat Read Grow organization. The grant will help provide books and a bag of groceries for children and their families attending each Campbell County's Eat Read Grow event. Since its first event in 2014 until today, Eat Read Grow has conducted 19 events distributing 1510 books and over 8000 pounds of food to Campbell County families.

Thank you so much for your generosity by supporting literacy and promoting family time for the children and families in Campbell County.

Sincerely,

A handwritten signature in black ink that reads "Lori Jones". The signature is written in a cursive, flowing style.

Lori Jones, Chair  
Campbell County Eat. Read. Grow.  
P.O. Box 3354  
Gillette, WY 82717

## Mission

Campbell County Eat. Read. Grow. will promote strengthening of Campbell County families by providing them opportunities to gather for a hot meal, good conversation, entertainment, and books.

## Background

Former First Lady Carol Mead **invited** members of the Gillette Community to attend a formative meeting on May 7, 2014 to **plan** a community program encouraging families to read and eat together.

Program **components** include a dinner, celebrity readers, providing books and groceries to children and their families.

## Volunteers Needed

Eat. Read. Grow. continually plans for two events each school year.

Additional volunteers are always needed. Contact Jessica Diaz at



[jdiaz@ccsd.k12.wy.us](mailto:jdiaz@ccsd.k12.wy.us) if you would like to join.




### Contact Us

Email:  
ccerg2014@gmail.com  
Eat. Read. Grow.  
PO Box 3354  
Gillette, WY 82717



**Working  
Together To  
Strengthen  
Families In  
Campbell County**

*Gillette, Wyoming*



## Sponsors

Campbell County Public Library  
Campbell County School District  
Community Volunteers  
Delta Kappa Gamma Society Intl  
Family Life Church  
First United Methodist Church  
Gillette Girl Scouts  
Kiwanis Club of Gillette  
St. Matthew's Catholic Church  
Food Banks of Wyoming & Rockies  
Y.E.S. House

## Financial Sponsors

Basin Electric Power Co-op  
Powder River Energy Corp

## Accomplishment

Since 2014, Eat. Read. Grow. has distributed 1510 books, over 8000 pounds of food and hosted programs at the following Campbell County Schools & organizations:

- Sunflower
- Meadowlark
- Lakeview
- Wagonwheel
- Rawhide
- Hillcrest
- Cottonwood
- Stocktrail
- 4-J
- Rozet
- Conestoga
- Recluse
- Little Powder
- Boys & Girls Club
- Early Headstart
- Paintbrush
- Prairie Wind
- Buffalo Ridge

## The Importance of Eating, Reading, and Spending Time Together

Research shows sharing a **family meal** is good for the development of the brain, lowers rates of depression, substance abuse, eating disorders, obesity, teen pregnancy and improves self esteem, grade-point averages, and resilience.

**Reading with your children** cultivates a strong bond and teaches them language skills and builds creativity and imagination which helps them succeed in the future. Reading to your child for just fifteen minutes a day helps them obtain higher test scores and raises grade point averages.