



CITY OF GILLETTE

Administration

201 E. 5th Street • Gillette, Wyoming 82716

Phone 307.686.5203 • Fax 307.686.1593

www.gillettewy.gov

MEMORANDUM

TO: Mayor and Members of the City Council
FROM: Michael Cole, City Administrator
RE: General Information
DATE: October 20, 2023

There are no meetings scheduled for the week of **October 21-27, 2023**

1. Attached please find a **news release** regarding **City Hall to Host Trick or Treaters on Halloween** dated **October 19, 2023** provided by **Public Affairs Director Toscana**.
2. Attached please find a **memorandum** regarding the **Quarterly Distribution of Severance Tax** dated **October 4, 2023** provided by the **Wyoming Association of Municipalities**.
3. Attached please find a **memorandum** regarding the **Quarterly Distribution of Mineral Royalties Tax** dated **October 4, 2023** provided by the **Wyoming Association of Municipalities**.
4. Attached please find a **memorandum** regarding **Distribution of Lottery Amounts** dated **October 18, 2023** provided by the **Wyoming Association of Municipalities**.
5. Attached please find a **flyer** for **Board Training** on **November 15 & 16, 2023** at the **Cam-Plex Energy Hall Conference Room** provided by **County Public Information Officer Leslie Perkins**.

MHC/adw

News

City Hall to Host Trick or Treaters on Halloween

Post Date: 10/19/2023 9:06 AM

The City of Gillette will welcome trick or treaters at City Hall, located at 201 E. 5th Street, from 2:00 p.m. to 4:00 p.m. on Tuesday, October 31, 2023. Staff will be handing out candy on the first, second and third floors.

For more information, contact Public Affairs Director Jennifer Toscana at (307) 686-5202.

[Return to full list >>](#)



Wyoming
Association of
Municipalities
Building Strong Communities

MEMORANDUM

TO: Municipal Treasurers


DATE: October 4, 2023

FROM: Earla Checchi

SUBJECT: Quarterly Distribution of Severance Tax

Attached is the *quarterly distribution of the Severance Tax* to Cities and Towns. Your Municipality should receive the distribution shortly.

If you have any questions, please do not hesitate to contact me.



**WYOMING STATE TREASURER'S OFFICE
FY24 Q1 MINERAL SEVERANCE DISTRIBUTION**

Fund	435
Closing Class	11
Accounting Line Description	City Mineral Severance WS 39-14-801

Row Labels	Sum of Amount
10/03/2023	3,584,375.00
CITY OF BUFFALO	41,279.22
CITY OF CASPER	525,235.70
CITY OF CHEYENNE	579,667.54
CITY OF CODY	91,727.62
CITY OF DOUGLAS	57,760.41
CITY OF EVANSTON	106,270.89
CITY OF GILLETTE	298,437.73
CITY OF GREEN RIVER	103,489.64
CITY OF KEMMERER	21,810.43
CITY OF LANDER	68,015.17
CITY OF LARAMIE	287,411.40
CITY OF MEDICINE BOW	2,189.12
CITY OF NEWCASTLE	30,288.77
CITY OF POWELL	58,469.18
CITY OF RAWLINS	73,541.79
CITY OF RIVERTON	96,680.05
CITY OF ROCK SPRINGS	206,539.66
CITY OF SHERIDAN	172,572.45
CITY OF SUNDANCE	9,644.68
CITY OF TORRINGTON	55,086.81
CITY OF WORLAND	43,010.78
TOWN OF AFTON	20,312.14
TOWN OF ALBIN	1,471.37
TOWN OF ALPINE	11,699.22
TOWN OF BAGGS	3,660.49
TOWN OF BAIROIL	592.14
TOWN OF BAR NUNN	26,789.78
TOWN OF BASIN	11,762.02
TOWN OF BEAR RIVER	4,719.16
TOWN OF BIG PINEY	3,490.03
TOWN OF BURLINGTON	3,158.07
TOWN OF BURNS	3,355.45
TOWN OF BYRON	5,104.95
TOWN OF CHUGWATER	1,561.09
TOWN OF CLEARMONT	1,085.59
TOWN OF COKEVILLE	4,503.84
TOWN OF COWLEY	7,338.93
TOWN OF DAYTON	7,491.45
TOWN OF DEAVER	1,462.40
TOWN OF DIAMONDVILLE	4,790.94
TOWN OF DIXON	663.91
TOWN OF DUBOIS	8,352.74
TOWN OF EAST THERMOPOLIS	2,063.51
TOWN OF EDGERTON	1,372.68
TOWN OF ELK MOUNTAIN	1,345.77
TOWN OF ENCAMPMENT	4,046.28
TOWN OF EVANSVILLE	24,807.01
TOWN OF FORT LARAMIE	1,884.08

**WYOMING STATE TREASURER'S OFFICE
FY24 Q1 MINERAL SERVERANCE DISTRIBUTION**

TOWN OF FRANNIE	1,291.94
TOWN OF GLENDO	2,144.26
TOWN OF GLENROCK	21,684.82
TOWN OF GRANGER	834.38
TOWN OF GREYBULL	15,171.30
TOWN OF GUERNSEY	10,084.30
TOWN OF HANNA	6,073.90
TOWN OF HARTVILLE	583.17
TOWN OF HUDSON	3,920.67
TOWN OF HULETT	2,897.89
TOWN OF JACKSON	95,980.25
TOWN OF KAYCEE	2,440.33
TOWN OF KIRBY	663.91
TOWN OF LA GRANGE	3,391.34
TOWN OF LABARGE	3,606.66
TOWN OF LINGLE	3,615.63
TOWN OF LOST SPRINGS	35.89
TOWN OF LOVELL	20,814.56
TOWN OF LUSK	13,233.40
TOWN OF LYMAN	19,531.59
TOWN OF MANDERSON	807.46
TOWN OF MANVILLE	807.46
TOWN OF MARBLETON	7,617.05
TOWN OF MEETEETSE	2,808.17
TOWN OF MIDWEST	2,547.99
TOWN OF MILLS	39,754.02
TOWN OF MOORCROFT	8,783.39
TOWN OF MOUNTAIN VIEW	11,537.73
TOWN OF OPAL	574.19
TOWN OF PAVILLION	2,045.57
TOWN OF PINE BLUFFS	10,245.79
TOWN OF PINE HAVEN	4,755.05
TOWN OF PINEDALE	17,916.67
TOWN OF RANCHESTER	10,595.69
TOWN OF RIVERSIDE	574.19
TOWN OF ROCK RIVER	1,928.94
TOWN OF ROLLING HILLS	3,795.07
TOWN OF SARATOGA	15,673.72
TOWN OF SHOSHONI	4,405.15
TOWN OF SINCLAIR	3,310.59
TOWN OF STAR VALLEY RANCH	18,212.74
TOWN OF SUPERIOR	1,632.87
TOWN OF TEN SLEEP	2,278.84
TOWN OF THAYNE	3,534.89
TOWN OF THERMOPOLIS	24,241.79
TOWN OF UPTON	8,074.61
TOWN OF VAN TASSELL	206.35
TOWN OF WAMSUTTER	1,767.44
TOWN OF WHEATLAND	32,038.27
TOWN OF WRIGHT	14,713.74
TOWN OF YODER	1,175.30
Grand Total	3,584,375.00



Wyoming
Association of
Municipalities
Building Strong Communities

MEMORANDUM

TO: Municipal Treasurers


DATE: October 4, 2023

FROM: Earla Checchi

SUBJECT: Quarterly Distribution of Mineral Royalties Tax

Attached is the *quarterly distribution of the Mineral Royalties Tax* to Cities and Towns. Your Municipality should receive the distribution on shortly.

If you have any questions, please do not hesitate to contact me.



**WYOMING STATE TREASURER'S OFFICE
FY24 QTR1 FEDERAL MINERAL ROYALITIES**

Fund	428
Closing Class	11
Accounting Line Description	FMR WS 9-4-601

Run Date	Vendor Legal Name	Sum of Amount
10/02/2023	CITY OF BUFFALO	68,100.89
	CITY OF CASPER	515,486.67
	CITY OF CHEYENNE	696,931.57
	CITY OF CODY	125,484.02
	CITY OF DOUGLAS	92,283.20
	CITY OF EVANSTON	162,742.11
	CITY OF GILLETTE	402,780.05
	CITY OF GREEN RIVER	128,305.57
	CITY OF KEMMERER	56,754.35
	CITY OF LANDER	126,856.98
	CITY OF LARAMIE	194,421.39
	CITY OF MEDICINE BOW	14,111.54
	CITY OF NEWCASTLE	63,190.19
	CITY OF POWELL	85,424.92
	CITY OF RAWLINS	85,935.48
	CITY OF RIVERTON	173,998.92
	CITY OF ROCK SPRINGS	241,129.82
	CITY OF SHERIDAN	220,039.08
	CITY OF SUNDANCE	36,384.13
	CITY OF TORRINGTON	77,929.74
	CITY OF WORLAND	70,777.66
	TOWN OF AFTON	53,885.99
	TOWN OF ALBIN	13,730.95
	TOWN OF ALPINE	37,397.23
	TOWN OF BAGGS	18,530.76
	TOWN OF BAIROIL	12,648.30
	TOWN OF BAR NUNN	40,527.44
	TOWN OF BASIN	37,378.43
	TOWN OF BEAR RIVER	21,560.77
	TOWN OF BIG PINEY	23,707.70
	TOWN OF BURLINGTON	21,008.55
	TOWN OF BURNS	18,947.41
	TOWN OF BYRON	24,712.68
	TOWN OF CHUGWATER	13,846.80
	TOWN OF CLEARMONT	13,289.82
	TOWN OF COKEVILLE	23,622.25
	TOWN OF COWLEY	28,963.05
	TOWN OF DAYTON	23,900.84
	TOWN OF DEAVER	14,782.37
	TOWN OF DIAMONDVILLE	24,171.87
	TOWN OF DIXON	12,640.38
	TOWN OF DUBOIS	28,736.82
	TOWN OF EAST THERMOPOLIS	14,392.56
	TOWN OF EDGERTON	13,308.00
	TOWN OF ELK MOUNTAIN	13,298.08
	TOWN OF ENCAMPMENT	18,902.88
	TOWN OF EVANSVILLE	38,638.11
	TOWN OF FORT LARAMIE	14,152.32

**WYOMING STATE TREASURER'S OFFICE
FY24 QTR1 FEDERAL MINERAL ROYALITIES**

TOWN OF FRANNIE	14,307.72
TOWN OF GLENDO	14,536.70
TOWN OF GLENROCK	44,014.21
TOWN OF GRANGER	12,913.52
TOWN OF GREYBULL	43,864.93
TOWN OF GUERNSEY	26,929.92
TOWN OF HANNA	20,858.65
TOWN OF HARTVILLE	12,689.90
TOWN OF HUDSON	21,447.90
TOWN OF HULETT	18,425.18
TOWN OF JACKSON	147,335.07
TOWN OF KAYCEE	15,139.20
TOWN OF KIRBY	12,769.78
TOWN OF LA GRANGE	18,874.18
TOWN OF LABARGE	21,904.67
TOWN OF LINGLE	19,130.40
TOWN OF LOST SPRINGS	12,048.02
TOWN OF LOVELL	54,601.79
TOWN OF LUSK	55,459.73
TOWN OF LYMAN	42,153.61
TOWN OF MANDERSON	13,536.28
TOWN OF MANVILLE	14,468.73
TOWN OF MARBLETON	34,004.73
TOWN OF MEETEETSE	15,382.38
TOWN OF MIDWEST	14,427.93
TOWN OF MILLS	52,880.81
TOWN OF MOORCROFT	34,474.48
TOWN OF MOUNTAIN VIEW	31,040.22
TOWN OF OPAL	13,099.25
TOWN OF PAVILLION	15,364.12
TOWN OF PINE BLUFFS	27,053.33
TOWN OF PINE HAVEN	25,542.87
TOWN OF PINEDALE	59,702.53
TOWN OF RANCHESTER	27,589.09
TOWN OF RIVERSIDE	12,553.85
TOWN OF ROCK RIVER	13,204.17
TOWN OF ROLLING HILLS	20,077.79
TOWN OF SARATOGA	30,118.25
TOWN OF SHOSHONI	22,244.66
TOWN OF SINCLAIR	18,193.27
TOWN OF STAR VALLEY RANCH	49,866.86
TOWN OF SUPERIOR	13,787.74
TOWN OF TEN SLEEP	14,955.26
TOWN OF THAYNE	21,767.26
TOWN OF THERMOPOLIS	43,107.42
TOWN OF UPTON	27,846.91
TOWN OF VAN TASSELL	12,630.90
TOWN OF WAMSUTTER	13,935.08
TOWN OF WHEATLAND	52,901.92
TOWN OF WRIGHT	34,118.55
TOWN OF YODER	13,342.64
10/02/2023 Total	5,682,375.00
Grand Total	5,682,375.00



Wyoming
Association of
Municipalities
Building Strong Communities

MEMORANDUM

TO: Municipal Treasurers


DATE: October 18, 2023

FROM: Earla Checchi

SUBJECT: Distribution of Lottery Amounts

Attached is the *distribution of the Lottery Amounts* to Cities and Towns. Your Municipality should receive the distribution shortly.

If you have any questions, please do not hesitate to contact me.



WYOMING STATE TREASURER
 Lottery County
 W.S. 9-17-111 (b) (i)
 Oct-23

QTR1
 Ctry Distribution Amount \$2,284,120.78

City/Town	
Albany County	\$ 9,223.01
Laramie	\$ 51,108.41
Rock River	\$ 343.01
Big Horn County	\$ 5,897.00
Sapin	\$ 1,748.88
Burlington	\$ 488.52
Byron	\$ 758.87
Cowley	\$ 1,091.10
Deaver	\$ 217.42
Frannie*	\$ 160.08
Greybull	\$ 2,255.58
Lovell	\$ 3,094.58
Manderson	\$ 120.05
Campbell County	\$ 33,889.47
Gillette	\$ 91,857.82
Wright	\$ 4,533.75
Carbon County	\$ 8,312.98
Baggs	\$ 1,758.30
Dixon	\$ 318.81
Elk Mountain	\$ 846.43
Encampment	\$ 1,843.81
Hanna	\$ 2,917.57
Medicine Bow	\$ 1,051.53
Rawlins	\$ 35,325.48
Riverside	\$ 275.81
Saratoga	\$ 7,528.80
Sinclair	\$ 1,590.23
Converse County	\$ 15,848.38
Douglas	\$ 22,424.87
Glenrock	\$ 8,418.90
Lost Springs	\$ 13.93
Rolling Hills	\$ 1,473.40
Crook County	\$ 13,874.00
Hulett	\$ 858.85
Moorecroft	\$ 2,991.11
Pine Haven	\$ 1,819.30
Sundance	\$ 3,284.42
Fremont County	\$ 33,823.39
Dubois	\$ 1,845.12
Hudson	\$ 772.20
Lander	\$ 13,385.99
Pavilion	\$ 402.89
Riverton	\$ 19,041.71
Shoshoni	\$ 867.62
Goshute County	\$ 14,869.79
Fort Laramie	\$ 581.28
LaGrange	\$ 1,048.28
Lingle	\$ 1,115.46
Torrington	\$ 16,884.81
Yoder	\$ 382.59
Hot Springs County	\$ 9,827.08
East Thermopolis	\$ 1,385.10
Kirby	\$ 445.64
Thermopolis	\$ 16,271.91
Johnson County	\$ 11,873.34
Buffalo	\$ 14,163.68
Kaycee	\$ 837.32
Laramie County	\$ 103,772.32
Albin	\$ 484.25
Burns	\$ 1,127.14
Chapman	\$ 194,718.18
Pine Bluffs	\$ 3,441.70
Lincoln County	\$ 35,348.36
Afton	\$ 7,454.30
Alpine	\$ 4,283.48
Colonyville	\$ 1,852.85
Clarendonville	\$ 1,758.21
Kemmerer	\$ 8,004.15
LaBarge	\$ 1,323.60
Opal	\$ 210.72
Star Valley Ranch	\$ 6,883.84
Thayne	\$ 1,287.28
Natrona County	\$ 27,744.88
Bar Nunn	\$ 7,936.22
Casper	\$ 155,598.20
Edgerton	\$ 408.65
Evansville	\$ 7,348.88
Midwest	\$ 754.82
Mills	\$ 11,776.78
Niobrara County	\$ 2,375.81
Lusk	\$ 4,424.08
Marvile	\$ 283.94
Van Tassell	\$ 68.89
Park County	\$ 31,787.32
Cody	\$ 24,158.25
Frannie*	\$ 58.71
Mastrobe	\$ 738.69
Powell	\$ 15,388.99
Platte County	\$ 12,193.12
Chugwater	\$ 611.08
Glendo	\$ 839.33
Guernsey	\$ 3,947.31
Hartsville	\$ 228.27
Wheatland	\$ 12,540.78
Sheridan County	\$ 26,233.46
Cleamont	\$ 285.99
Dayton	\$ 2,042.81
Ranchester	\$ 2,888.01
Sheridan	\$ 47,053.40
Sublette County	\$ 14,000.70
Big Piney	\$ 885.22
Marbleton	\$ 2,150.25
Pinedale	\$ 5,057.78
Sweetwater County	\$ 30,022.48
Bairoil	\$ 318.89
Granger	\$ 448.88
Green River	\$ 55,400.57
Rock Springs	\$ 110,585.81
South Superior	\$ 874.11
Wamsutter	\$ 946.16
Teton County	\$ 28,827.89
Jackson	\$ 22,827.93
Ulna County	\$ 188,347.36
Beer River	\$ 17,837.42
Evanston	\$ 403,832.86
Lyman	\$ 74,239.08
Mountain View	\$ 43,854.59
Washakie County	\$ 6,288.18
Ten Sleep	\$ 588.94
Worland	\$ 11,298.78
Weston County	\$ 7,263.48
Newcastle	\$ 9,488.75
Upton	\$ 2,528.85

November 2023 BOARD TRAINING

307-682-7283 or 307-687-6318



Dates:

Appointed Board Training

- November 15, 2023 - 12:30pm - 3:00pm

Non-Profit Board Training

- November 16, 2023 - 9:00am - 12:30pm



Presenter

Kari Anderson - Incite Consulting Group



Who Should Attend

Appointed Governmental Boards
Non-Profit Boards
Organizational Directors



Location

Cam-Plex Energy Hall Conference Room
1635 Reata Drive
Gillette, Wyoming

Two separate trainings will be offered this year to address specific needs of Non-profit Board Members and needs of Government Appointed Boards. Refreshments will be available at both sessions. If you have questions on which session you should register for, please reach out.



E-mail: leslie.perkins@campbellcountywy.gov

Web: [www. https://www.campbellcountywy.gov/FormCenter/Commissioners-12/
November-2023-Board-Training-Registratio-161](https://www.campbellcountywy.gov/FormCenter/Commissioners-12/November-2023-Board-Training-Registratio-161)

Call Us