

CITY OF GILLETTE

www.gillettewy.gov

ADMINISTRATION

PHONE 307-686-5203

MEMORANDUM

TO: Mayor and Members of the City Council
FROM: Michael Cole, City Administrator
RE: General Information
DATE: April 12, 2024

The following meetings are scheduled for the week of **April 13-19, 2024**

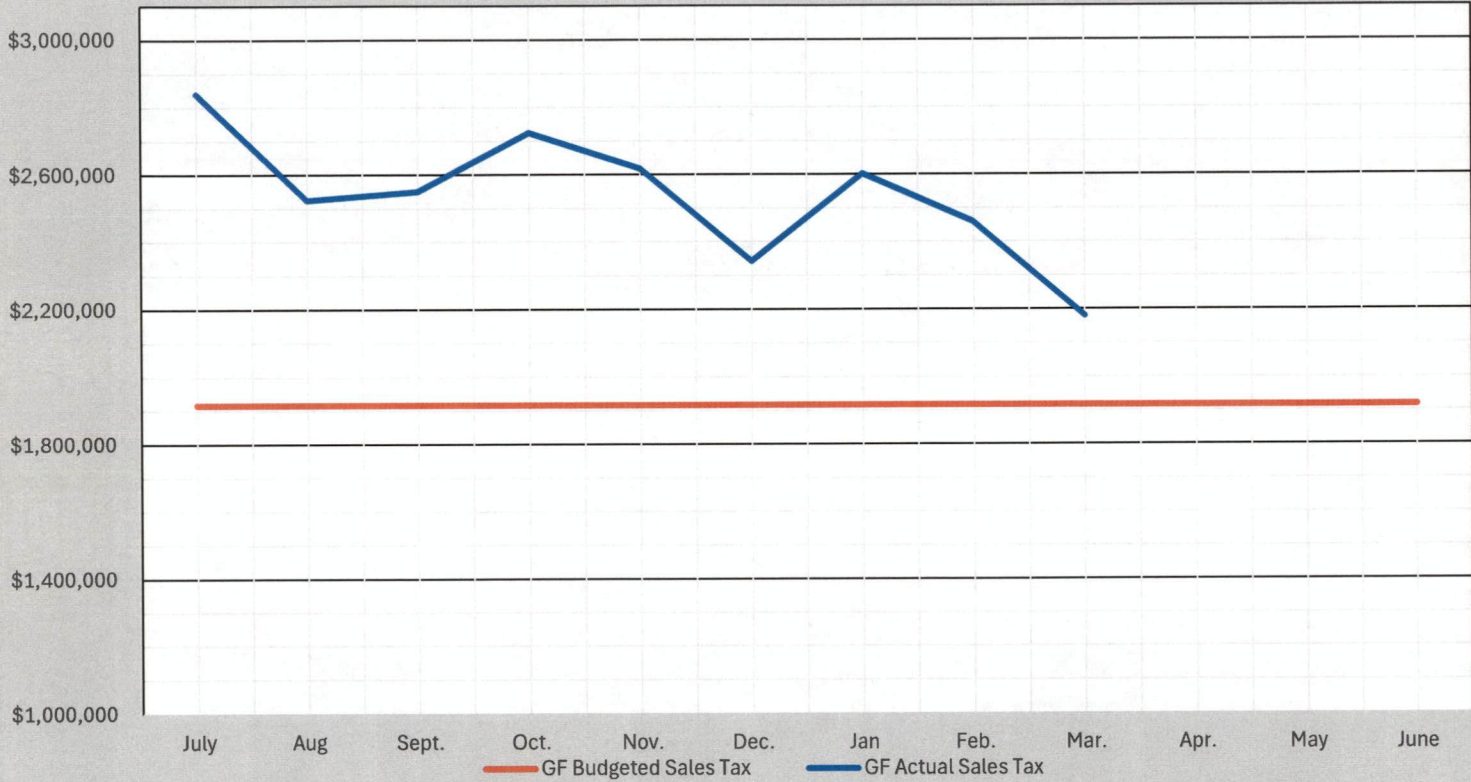
Tuesday, April 16th

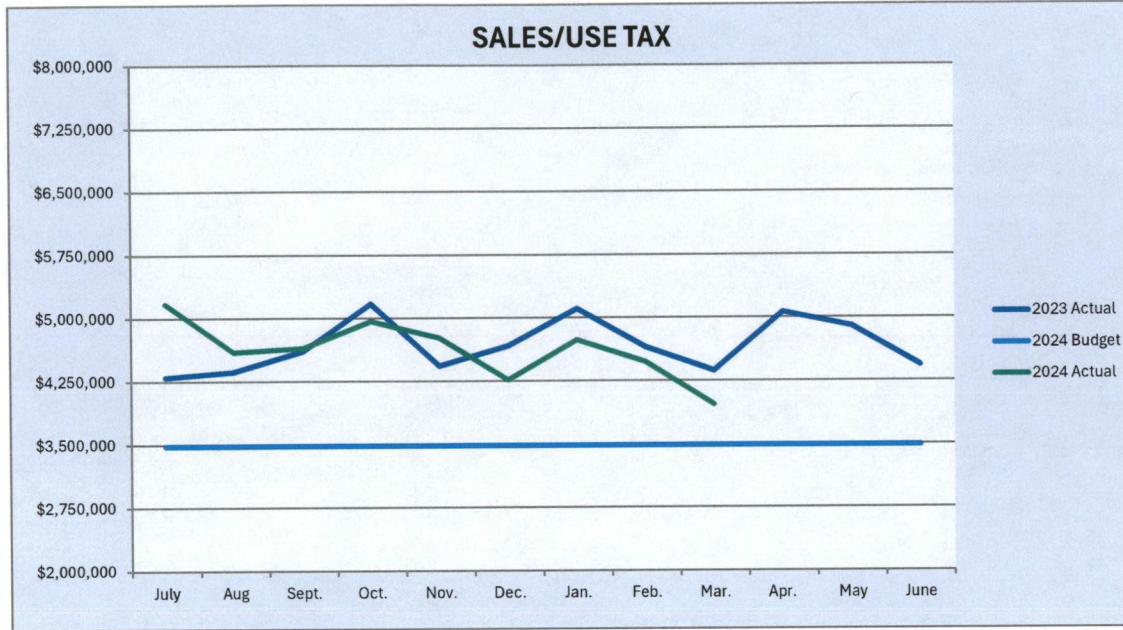
6:00 p.m. City Council Meeting, Council Chambers

1. Attached please find **current sales tax data** provided by **Finance Director Henderson**.
2. Attached please find **Snow Event Report #10** dated **April 6, 2024** provided by **Public Works Director Wilde**.

MHC/adw

GENERAL FUND SALES TAX ACTIVITY-FY 2023/24





	FY 2023 ACTUAL	FY 2024 ACTUAL	% CHANGE
July	\$4,303,454	\$5,169,664	20.13%
Aug	\$4,369,608	\$4,601,351	5.30%
Sept.	\$4,608,281	\$4,645,317	0.80%
Oct.	\$5,167,662	\$4,963,895	-3.94%
Nov.	\$4,428,584	\$4,767,077	7.64%
Dec.	\$4,668,850	\$4,266,059	-8.63%
Jan.	\$5,107,860	\$4,737,713	-7.25%
Feb.	\$4,650,439	\$4,472,572	-3.82%
Mar.	\$4,367,029	\$3,965,933	-9.18%
Apr.	\$5,057,853		-100.00%
May	\$4,897,096		-100.00%
June	\$4,430,150		-100.00%
TOTAL	\$56,056,867	\$41,589,581	-25.81%

FY23 YTD	\$41,671,767	-0.20%
FY22 YTD	\$29,924,410	38.98%
FY21 YTD	\$23,148,494	79.66%
FY20 YTD	\$33,959,736	22.47%

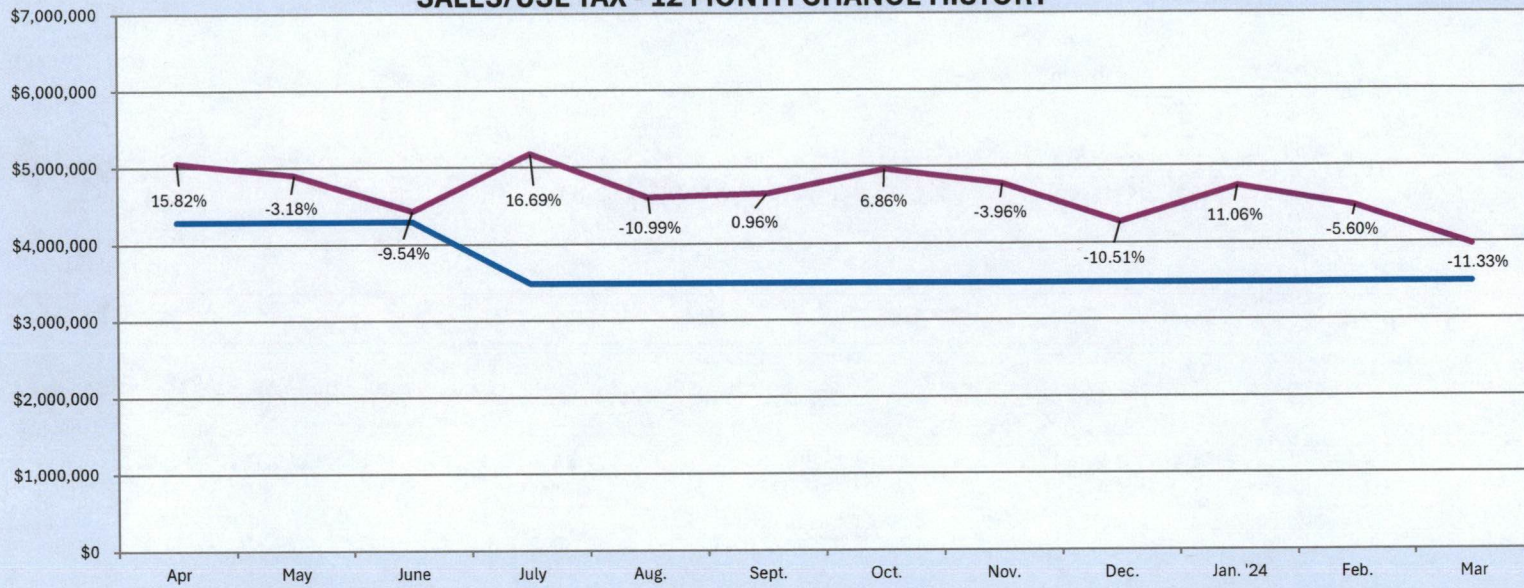
YEAR TO DATE SALES TAX RECEIPTS (MARCH):

FY 2022	FY 2023	FY 2024
\$29,924,410	\$41,671,767	\$41,589,581

YTD BUDGET
\$31,363,636

% Over/(Under) Budget: 32.60%

SALES/USE TAX - 12 MONTH CHANGE HISTORY



Snow Event Report #10

Event Start Date:	<u>04/06/2024</u>	Event Start Time:	<u>9:00 p.m.</u>
Event End Date:	<u>04/08/2024</u>	Event End Time:	<u>12:00 p.m..</u>
Duration of Event:	<u>39 hours</u>	Streets First Responder:	<u>Night crew</u>

Storm Event Overview:

The National Weather Service issued a Winter Storm Warning beginning at 8:00 p.m. Saturday, April 6, 2024, until Monday, April 8, 2024, at 6:00 a.m. The forecast predicts heavy snowfall, with accumulations of 16 inches, accompanied by strong winds gusting up to 50 mph. In response to the progressing storm, the City Administrator of Gillette declared a level 1 snow emergency on Sunday April 7, 2024, beginning at 10:00 a.m.

Saturday Night 04/06/2024

At 8:00 p.m. on Saturday night, the storm made its arrival, bringing along heavy snowfall and temperatures of 30 degrees. In response, the Night crew was called in and event 10 began. Throughout the night, the conditions remained constant, with heavy snowfall, temperatures of 30 degrees, and sustained winds of 30 mph with gusts up to 50 mph. By the end of the night, the snow accumulation had reached a total of 4 inches.

Sunday Day 04/07/2024

At 7:00 a.m., the Day crew took over plowing responsibilities. Despite the consistent temperature and wind, heavier snowfall began Sunday morning making road conditions worse. By 12:00 p.m., the temperature rose to 34 degrees and the winds settled at 20 mph. With snowfall gradually subsiding, the plow crew made significant progress in improving the road conditions. Over the course of 11 hours, the day crew diligently focused on clearing the East, Central, West, and Downtown areas. By 6:00 p.m. the road conditions were clear and safe for travel. The Night crew remained on call for expected snowfall. Snow accumulation for the day measured between 8 and 10 inches.

Monday Day 04/08/2024

By 5:00 a.m., heavy, wet snow had returned, prompting the Day crew to start plow operations at 7:00 a.m. The temperature was 31 degrees, with winds blowing at 18 mph and gusts up to 30 mph. The snowfall had ceased by 10:00 a.m., and temperatures increased to 38 degrees, enabling the Day crew to clear all main roads and improve road conditions for safe travel. The total snow accumulation for the morning was 2-3 inches.

Event 10 was closed at 12:00 p.m. on Monday, April 8, 2024.

Level 1 snow emergency closed 12:00 p.m. Monday April 8, 2024.

Total snow accumulation of the entire storm measured between 14-17 inches.

Number of Pieces of Equipment Used:

Amount of Material Used:

Snowplows:	<u>8</u>	Blades:	<u>0</u>	Ice Slicer lbs.:	<u>19,504</u>
1-Tons:	<u>4</u>	Snow Blowers:	<u>0</u>	Scoria lbs.:	<u>19,504</u>
Loaders:	<u>1</u>	Liquid Truck:	<u>0</u>	Brine Gallons:	<u>4</u>
Tractors:	<u>0</u>			Apogee Gallons	<u>0</u>

Number of Miles Plowed During Event: 3445

Personnel:

Night Crew - Amy Berkey, Braxton Riley, Corban Vassar
Garrett Wolff, Dennis Fleck, Wendy Clements, Dale Warren, Lonnie Meidinger

Day Crew - Jeremy Hagen, Sue Riggle, Will Ellis, Alyssa Watson, Hunter Deaton,
Brandon Gonzales, Daniel Whelchel, Leonard Taylor

Subdivision Activities: Parks provided plowing operations through all subdivisions on Sunday day, and continued the following day, assisting with Monday trash routes and ensuring that pathways and subdivisions were cleared.

Environmental Conditions Present:

Snow: 14-17 Drifting: yes Rain: no Low Temp: 30 Wind: 20-50 mph

Equipment Issues:

Plow truck 203 – plow issue
Plow truck 99 – plow issue

Items of Interest: During this weather event the Gillette Police Department investigated zero (0) vehicle crashes.

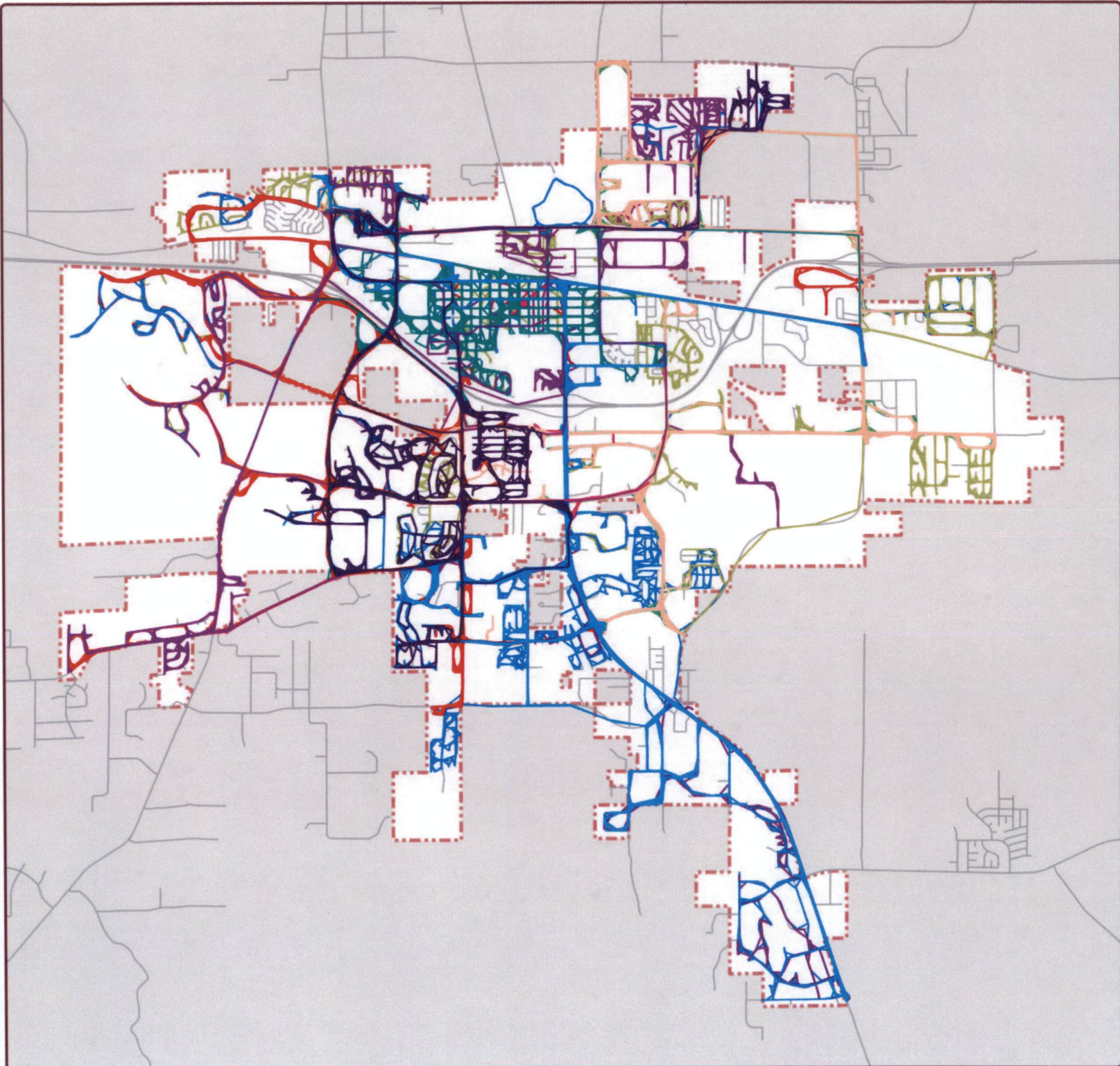
Because of the warm temperatures, brine was not in use.

Downtown cleanup occurred on Monday night, April 8th, 2024.



CITY OF GILLETTE

Information Technology GIS
P.O. Box 3003
Gillette, Wyoming 82717-3003
Phone (307) 686-5364
www.gillettewy.gov



Unit: Miles

Unit 25: 59	Unit 199: 4
Unit 44: 359	Unit 150055: 116
Unit 76: 3	Unit 150091: 145
Unit 96: 1	Unit 160203: 315
Unit 98: 132	Unit 160204: 375
Unit 99: 206	Unit 180013: 4
Unit 100: 337	Unit 200001: 114
Unit 126: 38	Unit 210040: 282
Unit 155: 164	Unit 210216: 335
Unit 157: 274	Unit 230231: 22
Unit 162: 20	Unit 230235: 4
Unit 168: 136	


Snow Plow Miles: 2,542
One Ton Miles: 549
Tractor Miles: 354

Police Report:
Crashes:
Crashes w/Injuries:
Citations:
Personal Property Damage: \$
City Property Damage: \$

THE INFORMATION ON THIS DRAWING WAS OBTAINED FROM RECORD AND DESIGN DRAWINGS. THE CITY OF GILLETTE MAKES NO GUARANTEE REGARDING THE ACCURACY OF THIS DRAWING OR THE INFORMATION CONTAINED THEREIN.



\\file-w.cog.city\work\GIS Work\Projects\CHRIS\ProProjects\PublicWorks\Public Works.aprx\Snow Removal All



Snow Event 10
4/6/2024 9:00:00 PM to
4/8/2024 12:00:00 PM
April 09, 2024

Productivity **Service With P.R.I.D.E.** Enthusiasm
Responsibility Integrity Dedication

2022-2023 POUNDS PER LANE MILE SPREADSHEET

Event #	Date of Event	Duration of Event	Temperature	# of Miles Plowed	Ice Slice Lbs.	Pounds Per Lane Mile	Snowfall Total	Emergency Level
1	10/26/2023	20 hours	4	1,978	128,631	65.03	4	na
2	11/23/2023	22 hours	15	2,566	111,861	43.59	3	1
3	12/23/2023	9.25 hours	20	909	40,343	44.38	2	na
4	1/7/2024	17.75 hours	10	1,926	80,320	41.70	4	na
5	1/10/2024	16.5 hours	-1	1,763	70,042	39.73	3	na
6	2/15/2024	21 hours	9	1,762	86,531	49.11	4	na
7	2/26/2024	14.5 hours	5	1,835	58,435	31.84	3	na
8	3/24/2024	23 hours	11	1,450	49,666	34.25	3	na
9	3/31/2024	13 hours	24	1,470	48,470	32.97	5	na
10	4/6/2024	39 hours	30	3,445	19,504	5.66	17	1
11								
12								
13								
14								
15								
16								
17								
18								
19								
20								
21								
22								
23								
24								
25								
26								
27								
28								
29								
30								
31								
32								
33								
34								
				19,104	693,803	38.83	48	

ESTIMATED SNOW COSTS - 2023/2024

Event #	Date	Labor Cost	Equipment Cost	Ice Slice Cost	Brine Cost	Material Cost	Contractor Cost	Estimated Cost of Event
1	10/26/2023	\$4,204.85	\$11,646.26	\$9,004.17	\$1,613.63	\$10,617.80	\$0.00	\$26,468.91
2	11/23/2023	\$7,724.64	\$13,779.44	\$7,830.27	\$2,656.96	\$10,487.23	\$0.00	\$31,991.31
3	12/23/2023	\$2,356.05	\$4,747.52	\$2,824.01	\$690.08	\$3,514.09	\$0.00	\$10,617.66
4	1/7/2024	\$4,377.76	\$12,229.45	\$5,622.40	\$2,079.36	\$7,701.76	\$0.00	\$24,308.97
5	1/10/2024	\$4,953.60	\$13,426.93	\$4,902.94	\$1,094.40	\$5,997.34	\$0.00	\$24,377.87
6	2/15/2024	\$4,611.82	\$13,268.08	\$6,057.17	\$2,185.76	\$8,242.93	\$0.00	\$26,122.83
7	2/26/2024	\$4,300.49	\$11,987.50	\$4,090.45	\$1,073.12	\$5,163.57	\$0.00	\$21,451.56
8	3/24/2024	\$3,494.07	\$9,782.25	\$3,476.62	\$899.84	\$4,376.46	\$0.00	\$17,652.78
9	3/31/2024	\$3,450.05	\$9,678.23	\$3,392.90	\$714.40	\$4,107.30	\$0.00	\$17,235.58
10	4/6/2024	\$9,263.00	\$21,686.68	\$1,365.28	\$12.16	\$1,377.44	\$0.00	\$32,327.12
11						\$0.00		\$0.00
12						\$0.00		\$0.00
13						\$0.00		\$0.00
14						\$0.00		\$0.00
15						\$0.00		\$0.00
16						\$0.00		\$0.00
17						\$0.00		\$0.00
18						\$0.00		\$0.00
19						\$0.00		\$0.00
20						\$0.00		\$0.00
21						\$0.00		\$0.00
22						\$0.00		\$0.00
23						\$0.00		\$0.00
24						\$0.00		\$0.00
25						\$0.00		\$0.00
26						\$0.00		\$0.00
27						\$0.00		\$0.00
28						\$0.00		\$0.00
29						\$0.00		\$0.00
30						\$0.00		\$0.00
	TOTALS:	\$48,736.33	\$122,232.34	\$48,566.21	\$13,019.71	\$61,585.92	\$0.00	\$232,554.59