



CITY OF GILLETTE

www.gillettewy.gov

ADMINISTRATION

PHONE 307-686-5203

MEMORANDUM

TO: Mayor and Members of the City Council

FROM: Michael Cole, City Administrator

RE: General Information

DATE: June 7, 2024

The following meetings are scheduled for the week of **June 8-14, 2024**

Tuesday, June 11th

6:00 p.m. City Council Special Meeting, Council Chambers

1. Attached please find a **Notice of Special Meeting of the Gillette City Council on June 11, 2024 at 6:00 p.m. in the Gillette City Hall Council Chambers dated May 29, 2024** provided by **City Administrator Cole**.
2. Attached please find a **news release regarding Council Temporarily Suspends Camper Rules for Camporee Event dated June 7, 2024** provided by **Public Affairs Director Toscana**.
3. Attached please find a **letter regarding District Project Appropriation dated May 31, 2024** provided by **Campbell County School District #1 Superintendent Alex Ayers**.
4. Attached please find an **agenda dated June 13, 2024** for the **Campbell County Public Land Board** provided by **Cam-Plex**.
5. Attached please find a **news release regarding Sizable Surge in Older Worker Detailed dated June 5, 2024** provided by the **Wyoming Department of Administration & Information Economic Analysis Division**.

MHC/adw



CITY OF GILLETTE

www.gillettewy.gov

ADMINISTRATION

PHONE 307-686-5203

NOTICE OF SPECIAL MEETING OF THE GILLETTE CITY COUNCIL

TAKE NOTICE that the presiding officer of the Gillette City Council has called for a special meeting. This special meeting will be held on **Tuesday, June 11, 2024, beginning at 6 p.m. in the Gillette City Hall, Council Chambers, located at City Hall, 201 E. 5th St., Gillette, WY 82716.** The meeting will continue until its business is concluded. The purpose of this special meeting is as follows:

- **A. Budget, second reading.**
- **B. Ordinance to Amend Chapter 5, Section 5-III-1 of the Gillette City Code to Provide Reciprocity for Contractor Licenses Issued from Other Wyoming Governmental Entities, second reading.**
- **C. Executive Session:** for reasons pertaining to Personnel pursuant to Wyoming Statute 16-4-405(a)(ii), and Potential Litigation pursuant to Wyoming Statute 16-4-405(a)(iii).

DATED May 29, 2024.

Michael H. Cole
City of Gillette Administrator

News

Council Temporarily Suspends Camper Rules for Camporee Event No-Cost Permit Applications Now Available at City Hall

Post Date: 06/07/2024 9:27 AM

Council has suspended City ordinances prohibiting occupancy in campers, motorhomes and recreational vehicles (RVs) in all residential areas from July 31, 2024 through August 13, 2024. The action was taken in response to lodging shortages expected in the community as Gillette hosts the Pathfinders International Camporee event this summer.

Property owners interested in having someone stay in a camper, motorhome or RV on their land during this period must obtain a no-cost permit with the City. Permit applications are available in the Planning Division, located on the second floor of City Hall. Additional restrictions are as follows:

- Campers, motorhomes and RVs must be set up, levelled and parked on concrete, asphalt or gravel surfaces located entirely on private property.
- Placement of campers, motorhomes and RVs is strictly prohibited in yards, grass and irrigated areas.
- Tent set-up, placement and occupancy is allowed in yard, grass, irrigated areas and open space located entirely on private property, but restroom facilities must be made available.
- Placement of campers, motorhomes, RVs and tents is strictly prohibited within all public right-of-way, City streets and City-owned property, including parks, open spaces, drainage ways and other facilities.
- Campers, motorhomes and RVs shall be connected to City utilities, including metered water, sewer and electricity.

For permit information, contact the Planning Division at (307) 686-5281. For other information, contact Public Affairs Director Jennifer Toscana at (307) 686-5202.

[Return to full list >>](#)



Wyoming State Construction Department

Governor Mark Gordon

Delbert A. McOmie, P.E., Director

May 31, 2024

Alex Ayers, Superintendent
Campbell County School District #1
1000 West 8th Street
Gillette, WY 82716
aayers@ccsd.k12.wy.us

Dear Superintendent Ayers:

Re: District Project Appropriation

The purpose of this correspondence is to outline the projects being funded in your district, as approved during the 2024 legislative session. Please note, some projects may have previous funds from prior bienniums. This letter only reflects those funds approved this session.

Project Description: Campbell County High School and Conestoga Elementary School

Phase: High School Design, Section 313 (j)(iii) and Elementary School Construction, Section 313 (j)(iv)

Effective Date: July 1, 2024

Please see the attached final section of HEA0050. If you have any questions, feel free to contact me directly at shelby.carlson@wyo.gov or 307-777-8671.

Respectfully,

Shelby G. Carlson, P.E.
SFD Administrator, State Construction Department

cc: Select Committee on School Facilities
Jack Tarter, School Facilities Commission Chairman
Lachelle Brant, Senior Policy Advisor for Governor Gordon
Mayor Lundvall, City of Gillette
Chairman Shelstad, County of Campbell



Campbell County Public Land Board Meeting

June 13, 2024 @ 6:30 PM

CAM-PLEX Energy Hall Conference Room

1. Call Meeting to Order and Introductions Chuck Land
2. Approval of Agenda Chuck Land
3. Consent Agenda Chuck Land
 - 3.1 Minutes – 5/9/2024 (Attachment “A”)
 - 3.2 Warrants, Line-Item Transfers, and Budget Amendments (Attachment “B”)
4. Citizen Input Chuck Land
5. Staff Reports Aaron Lyles
 - 5.1 Executive Director’s Report (Attachment C) Benny Leonard/Adam Schuff
 - 5.2 Facilities & Operations Mary Hipsag
 - 5.3 Events ReNae Keuck
 - 5.4 Finance
6. Board Process Chuck Land
 - 6.1 Budget Amendments (Attachment D)
 - 6.2 Boxelder Road Easements
 - 6.3 Camporee Update
7. MATTERS FOR NOTING Chuck Land
 - 7.1 Correspondence
8. Executive Session Chuck Land

Pursuant to 16-4-405(a)(iii) and (ix) on matters concerning litigation.
9. Other Business
10. Board Calendar Chuck Land
 - July 11, 2024 – CCPLB Meeting/Regular at 6:30 PM- Energy Hall Conference Room
 - August – CCPLB Meeting/Regular TBD
 - September 12, 2024 – CCPLB Meeting/Regular at 6:30 PM- Energy Hall Conference Room
11. Adjourn Chuck Land



ECONOMIC ANALYSIS DIVISION

Mark Gordon, Governor | Patricia L. Bach, Director | Wenlin Liu, Administrator

FOR IMMEDIATE RELEASE

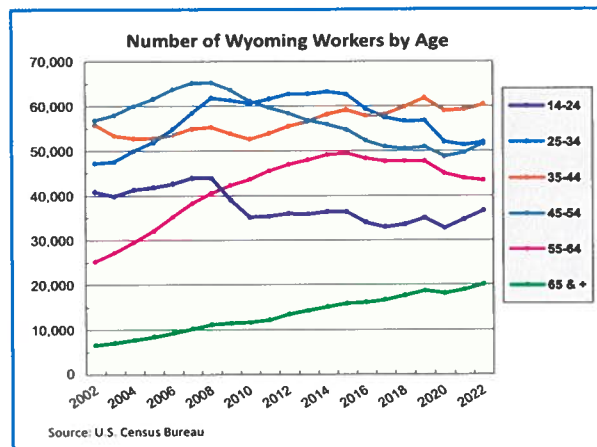
Wednesday, June 5, 2024

Contact: Dr. Wenlin Liu, Chief Economist

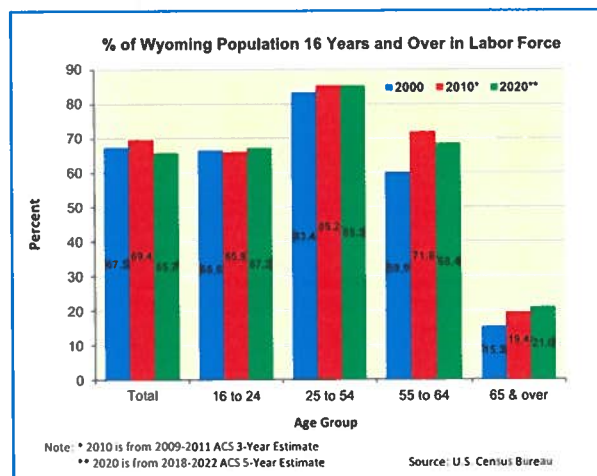
Sizable Surge in Older Worker Detailed

CHEYENNE – Evaluating the latest workforce indicators data from the U.S. Census Bureau, the number of Wyoming workers ages 65 and older grew from 6,599 to 20,147, or 205.4 percent between 2002 and 2022, while the state’s total wage and salary employment increased 13.5 percent during the twenty year span. Regionally, older workers in both Campbell and Lincoln counties approximately quadrupled. Meanwhile, the statewide employment among young workers ages 14-24 and mid-career employees ages 45-54 declined 10.4 percent and 9.4 percent, respectively. Job holding for early-to-mid career among 25-44 year-olds grew 9.0 percent; however, near-retirement group ages 55-64 expanded 72.4 percent.

The dramatic increase in older workers is greatly driven by the growth of the 55-and older population. All of the Baby Boomers (born between 1946 and 1964) have reached the threshold. “Wyoming has one of the highest proportions of the Baby Boomers (age 58-76 in 2022) in the country,” said Dr. Wenlin Liu, Chief Economist with the State of Wyoming, Economic Analysis Division. “Ever since the first boomer turned 65 years old in 2011, there has been a rapid increase in the size of older population.”



However, the substantial growth in the older workforce is driven by more than population numbers. The share of older adults working nowadays is much greater than 20 years ago. Just over one-in-five Wyomingites 65 and older (21.0%, with 24.7% for male and 17.4% for female) were in the labor force (employed or looking for work). In 2000, only 15.3 percent of older adults participated in labor force. Teton County had the highest labor force participation rate for older population (31.6%), followed by Niobrara County (27.5%).



Not only has the number of older workers surged remarkably, their earning capacity has also risen impressively in the past 20 years. The growth rate of their average monthly earnings was higher than any other age group. As a result, the monthly wage gap between older employees and all Wyoming workers has narrowed considerably – from 67.1% (\$1,718 vs. \$2,561) in 2002 to 84.2% (\$4,032 vs. \$4,790) in 2022. “Older workers have been delaying retirement, and/or increasingly working full-time or working longer hours,” continued Dr. Liu. Older workers’ contribution to the state’s labor force has grown enormously. With nearly a \$1 billion disbursement in 2023, they accounted for 6.4 percent of all wages paid by Wyoming employers. That was more than triple the share in 2002 (1.9%). The importance of older workers in the labor force will continue to intensify in the coming years. “The population age 65 and older in Wyoming is expected to expand by 20.4 percent from 2022 to 2030, while the number of total residents is projected to increase only 2.4 percent during that period.”

Wage and Salary Employment

Geographic Area	2002			2022			% Change: 2002-2022	
	All Ages	65 & Over	Percent	All Ages	65 & Over	Percent	All Ages	65 & Over
U.S. (thousands)	130,634	4,180	3.2%	152,520	10,219	6.7%	16.8%	144.5%
Wyoming	232,561	6,599	2.8%	263,986	20,147	7.6%	13.5%	205.3%
Albany	14,486	326	2.3%	15,813	1,113	7.0%	9.2%	241.4%
Big Horn	3,766	158	4.2%	4,116	394	9.6%	9.3%	149.4%
Campbell	21,816	356	1.6%	23,697	1,426	6.0%	8.6%	300.6%
Carbon	6,083	190	3.1%	6,123	544	8.9%	0.7%	186.3%
Converse	4,571	137	3.0%	5,708	416	7.3%	24.9%	203.6%
Crook	1,682	67	4.0%	2,470	241	9.8%	46.8%	259.7%
Fremont	14,381	493	3.4%	14,932	1,350	9.0%	3.8%	173.8%
Goshen	4,123	189	4.6%	4,074	397	9.7%	-1.2%	110.1%
Hot Springs	1,886	78	4.1%	1,970	211	10.7%	4.5%	170.5%
Johnson	2,746	121	4.4%	3,195	328	10.3%	16.4%	171.1%
Laramie	37,136	980	2.6%	45,942	3,222	7.0%	23.7%	228.8%
Lincoln	5,278	141	2.7%	6,951	562	8.1%	31.7%	298.6%
Natrona	36,319	1,048	2.9%	39,262	2,749	7.0%	8.1%	162.3%
Niobrara	679	44	6.5%	772	106	13.7%	13.7%	140.9%
Park	10,982	379	3.5%	13,182	1,308	9.9%	20.0%	245.1%
Platte	3,170	133	4.2%	3,221	287	8.9%	1.6%	115.8%
Sheridan	11,063	374	3.4%	12,864	1,162	9.0%	16.3%	210.7%
Sublette	2,330	83	3.6%	3,610	283	7.8%	54.9%	241.0%
Sweetwater	19,353	349	1.8%	20,404	1,201	5.9%	5.4%	244.1%
Teton	16,167	525	3.2%	21,790	1,683	7.7%	34.8%	220.6%
Uinta	8,991	204	2.3%	8,246	592	7.2%	-8.3%	190.2%
Washakie	3,353	125	3.7%	3,344	346	10.3%	-0.3%	176.8%
Weston	2,200	99	4.5%	2,300	226	9.8%	4.5%	128.3%

Average Monthly Earnings (\$)

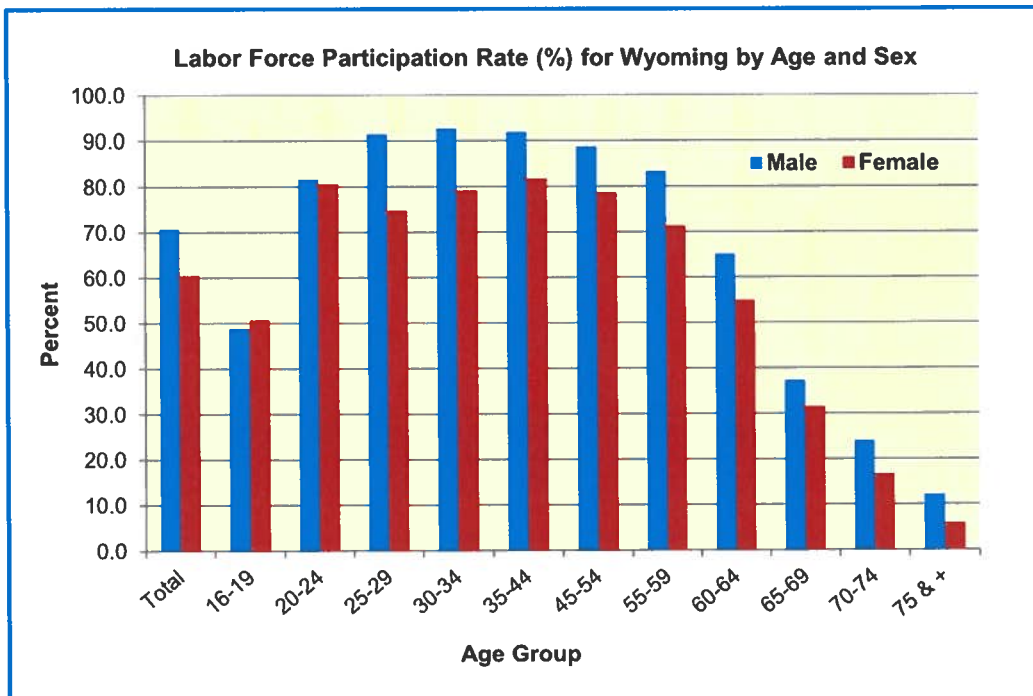
Geographic Area	2002			2022			% Change: 2002-2022	
	All Ages	65 & Over	Percent	All Ages	65 & Over	Percent	All Ages	65 & Over
U.S.	\$3,176	\$2,201	69.3%	\$6,077	\$5,294	87.1%	91.3%	140.5%
Wyoming	\$2,561	\$1,718	67.1%	\$4,790	\$4,032	84.2%	87.0%	134.7%
Albany	\$2,504	\$2,165	86.5%	\$4,506	\$4,066	90.2%	80.0%	87.8%
Big Horn	\$2,184	\$1,421	65.1%	\$3,904	\$3,060	78.4%	78.8%	115.3%
Campbell	\$3,336	\$1,968	59.0%	\$5,442	\$4,627	85.0%	63.1%	135.1%
Carbon	\$2,318	\$1,321	57.0%	\$5,091	\$3,605	70.8%	119.6%	172.9%
Converse	\$2,462	\$1,272	51.7%	\$5,252	\$4,434	84.4%	113.3%	248.6%
Crook	\$2,112	\$1,256	59.5%	\$4,445	\$3,559	80.1%	110.5%	183.4%
Fremont	\$2,084	\$1,515	72.7%	\$3,987	\$3,485	87.4%	91.3%	130.0%
Goshen	\$1,872	\$1,339	71.5%	\$3,779	\$2,794	73.9%	101.9%	108.7%
Hot Springs	\$1,939	\$1,296	66.8%	\$4,006	\$2,815	70.3%	106.6%	117.2%
Johnson	\$1,919	\$861	44.9%	\$3,705	\$2,559	69.1%	93.1%	197.2%
Laramie	\$2,497	\$1,587	63.6%	\$4,685	\$4,097	87.4%	87.6%	158.2%
Lincoln	\$2,598	\$1,540	59.3%	\$5,098	\$4,158	81.6%	96.2%	170.0%
Natrona	\$2,565	\$1,667	65.0%	\$4,824	\$4,248	88.1%	88.1%	154.8%
Niobrara	\$1,720	\$859	49.9%	\$3,367	\$2,219	65.9%	95.8%	158.3%
Park	\$2,197	\$1,315	59.9%	\$4,082	\$3,315	81.2%	85.8%	152.1%
Platte	\$2,359	\$1,151	48.8%	\$4,430	\$2,629	59.3%	87.8%	128.4%
Sheridan	\$2,219	\$1,905	85.8%	\$4,340	\$3,715	85.6%	95.6%	95.0%
Sublette	\$2,451	\$1,642	67.0%	\$5,155	\$3,324	64.5%	110.3%	102.4%
Sweetwater	\$3,240	\$2,564	79.1%	\$5,605	\$4,727	84.3%	73.0%	84.4%
Teton	\$2,650	\$2,841	107.2%	\$5,790	\$5,809	100.3%	118.5%	104.5%
Uinta	\$2,395	\$1,800	75.2%	\$4,024	\$3,388	84.2%	68.0%	88.2%
Washakie	\$2,265	\$1,172	51.7%	\$4,133	\$3,553	86.0%	82.5%	203.2%
Weston	\$2,209	\$1,411	63.9%	\$4,187	\$3,124	74.6%	89.5%	121.4%

Source: U.S. Census Bureau, Quarterly Economic Indicators

Labor Force Participation Rate by Age Group

(Percent of population 16 years and over who are employed or actively looking for work)

Geographic Area	Total	16 to 24	25 to 54	55 to 64	65 & over
United States	63.5	59.3	82.9	66.0	18.7
Wyoming	65.7	67.2	85.3	68.4	21.0
Albany	68.4	65.8	86.2	69.2	24.8
Big Horn	58.1	68.1	79.4	63.5	17.3
Campbell	70.9	72.1	83.4	72.7	24.3
Carbon	59.9	53.9	77.2	68.0	21.5
Converse	66.7	74.2	87.9	66.7	16.7
Crook	62.8	73.2	83.6	78.4	17.3
Fremont	61.2	62.9	80.0	60.7	27.2
Goshen	57.0	63.7	77.1	61.6	20.8
Hot Springs	56.8	60.5	77.6	72.1	22.5
Johnson	57.6	49.4	82.4	64.6	25.0
Laramie	66.9	73.0	86.3	67.5	17.0
Lincoln	66.5	65.7	88.6	72.1	21.1
Natrona	67.5	66.5	86.7	68.9	20.3
Niobrara	55.9	73.5	74.3	46.2	27.5
Park	61.2	63.8	85.4	69.6	21.8
Platte	53.6	33.9	85.2	50.6	20.3
Sheridan	63.8	67.2	86.6	75.9	17.7
Sublette	66.5	77.6	87.8	70.0	27.1
Sweetwater	68.3	72.5	85.5	66.8	16.1
Teton	78.6	71.3	96.1	78.5	31.6
Uinta	64.0	59.8	82.3	68.3	20.7
Washakie	64.0	60.6	87.5	79.2	22.3
Weston	55.4	56.4	80.6	51.1	16.0



Source: U.S. Census Bureau, 2018-2022 American Community Survey (ACS) 5-Year Estimates