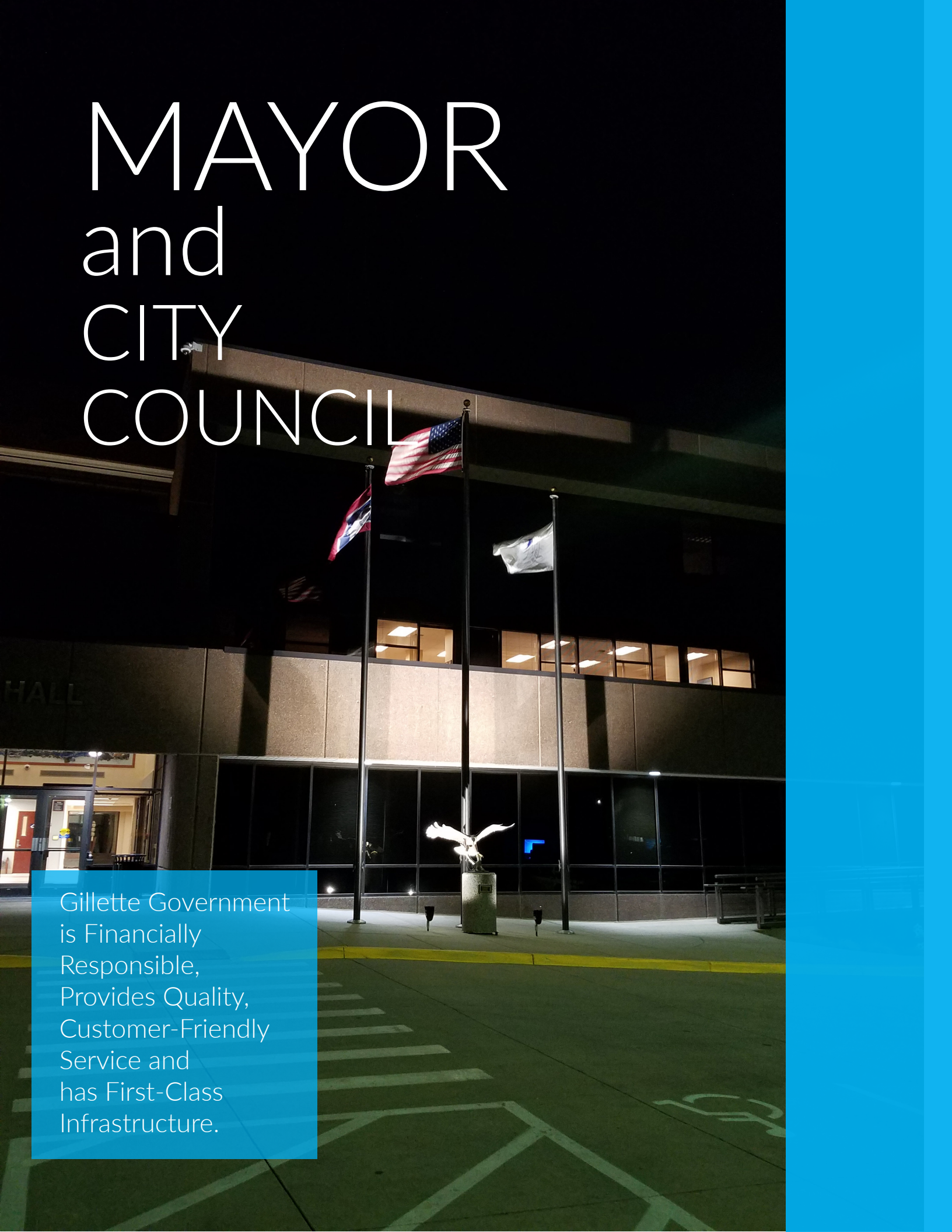


2018 ANNUAL REPORT



MAYOR and CITY COUNCIL

Gillette Government
is Financially
Responsible,
Provides Quality,
Customer-Friendly
Service and
has First-Class
Infrastructure.



MAYOR LOUISE CARTER-KING



Mayor Louise Carter-King began serving on the Gillette City Council in 1991, serving Ward 1 until 2004. She was elected councilwoman again in 2008 and served Ward 1 until she was sworn in as Mayor in January of 2015.

Mayor Carter-King has the distinction of being the first woman mayor of the City of Gillette. She is also the first 2nd Generation Mayor of Gillette. Her father, Herb Carter, served as Mayor from 1982-1990.




SHAWN NEARY
Ward 1



BILLY MONTGOMERY
Ward 2
Council President



SHAY LUNDVALL
Ward 3



BRUCE BROWN
Ward 1



TIM CARSRUD
Ward 2



NATHAN MCLELLAND
Ward 3

City of Gillette

2018 GOALS



- Pursue opportunities and amenities that bring tourism, retail, and commercial development to Gillette.
- Improve our image and reputation by effectively marketing our community for new businesses, their employees, and families.
- Pursue opportunities for commerce, economic development and diversification of our local economy.

A MESSAGE FROM THE CITY ADMINISTRATOR



It is my pleasure to present to you the City of Gillette Annual Report. 2018 was a year of cautious optimism for Gillette and Northeast Wyoming. As the year progressed, our region began to see some of the economic improvements that were experienced elsewhere in the nation. Sales tax revenues continued to improve and unemployment rates mirrored that of the rest of the country. While by no means did we interpret this as a sign of another boom in our economy, the steady increases and relative stability of our local economy, as well as that of the state economy, allowed us to breathe a little easier this past year.

Thanks to the innovative ideas that were implemented over the last couple of years, the City

has been able to keep expenses in check and, as revenues have improved, began to look at ways to improve the level of service in areas that were affected by the economic downturn. We were able to hire more seasonal workers to maintain and care for our many parks. The renewal of the Optional 1% Sales Tax in November was another positive measure that will allow the City to continue our programs to upgrade and replace water, sewer and street infrastructure, as well as provide funding for much needed social service agencies that serve our most vulnerable populations.

One of the goals the Council set for 2018 was to “Continue to remain fiscally responsible by maintaining balanced budgets, strengthening our

reserves, and assessing ways to sustain our quality core services.” We accomplished that goal by staying under budget and increasing our operating reserves from 120 days to 150 days.

We accomplished a lot in 2018. The hurdles that delayed the Madison project have been overcome and we will soon see our efforts come to fruition. In 2019, we look forward to working on ways to diversify our economy and continuing to improve the quality of life for our residents.

A handwritten signature in black ink that reads "Patrick G. Davidson". The signature is fluid and cursive, written in a professional style.

Patrick G. Davidson
City Administrator

Since 1976 Campbell County voters have approved the Penny Power Tax, and over the past 42 years “Penny Power” has funded road, water, sewer, drainage, parks and other improvements.



Gurley Overpass Deck Rehabilitation

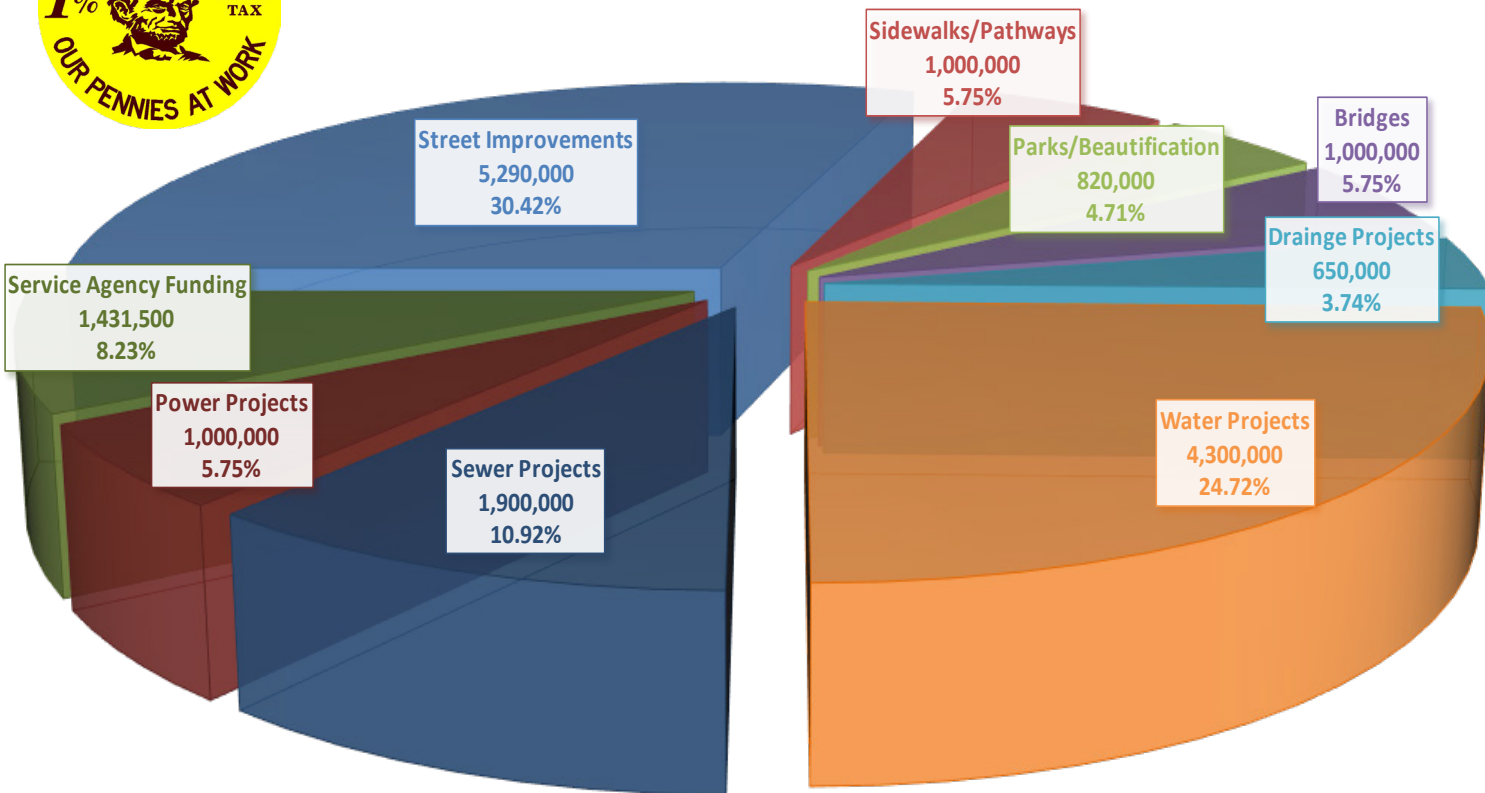



2018 Pavement Management Schedule B Camel Drive



2018 Water Main Replacement

PENNY POWER FUND PROJECTS BY CATEGORY





2018 Penny Power Projects

Stonepile Drainage
Repairs

Interstate Industrial
Park LID

Winland Industrial
Park Sewer & Water

4J Pathway Repairs

Dalbey - ECSC
Pathway

Dalbey Park Baseball
Field Irrigation

2018 Alley Pavement
Management

Gurley Overpass
Deck Rehabilitation

2018 Pavement
Management
Schedule A & B

2018 Water Main
Replacement

Youth, Senior and
Social Service
Funding

** Not an all-inclusive list*

91.8%
Spent on
Infrastructure



In 2018, work was completed on the new 18" blending line, along with enhanced cement bond logs on wells M11-M15. Connections were made to the Force Road Joint Powers Water System, as well as the Buckskin Improvement and Service District. Funding was secured for Regional Extensions Phase 3 and 4.



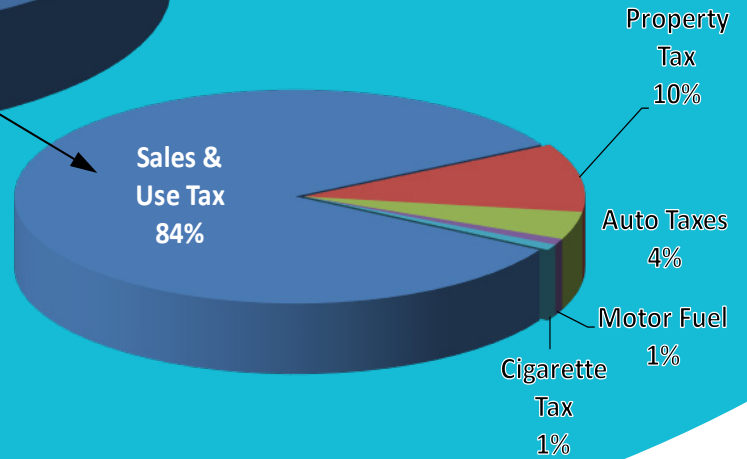
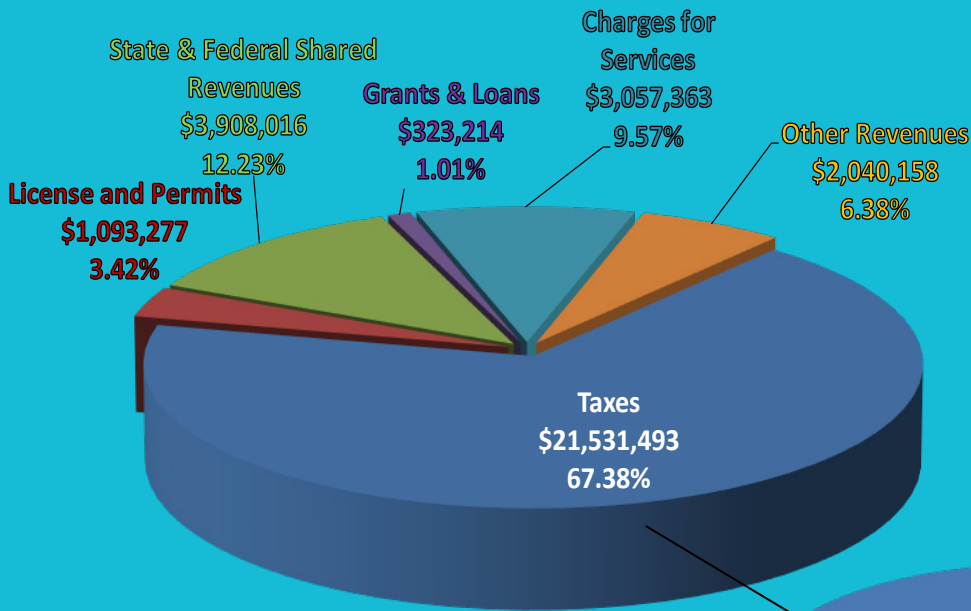


In 2019, wells M11 and M12 will go online. This means that water from the new Madison wellfield will be added to our water supply for the first time. Connections will be made to Stone Gate and 8-Mile subdivisions. Design work will begin on connections for Crestview, Freedom Hills, Meadow Springs, American Road, Fox Ridge, and Rozet Ranchettes (Regional Phases 3 & 4).

The Madison Pipeline Project



GENERAL FUND: WHERE THE MONEY COMES FROM...



\$203,667,506
total cash &
investment
balance

150
days of
reserves in the
General Fund

\$535,633,033
Total Asset
Book Value

\$12,370,635
Grant Funds
Received

\$11,933,950
Federal

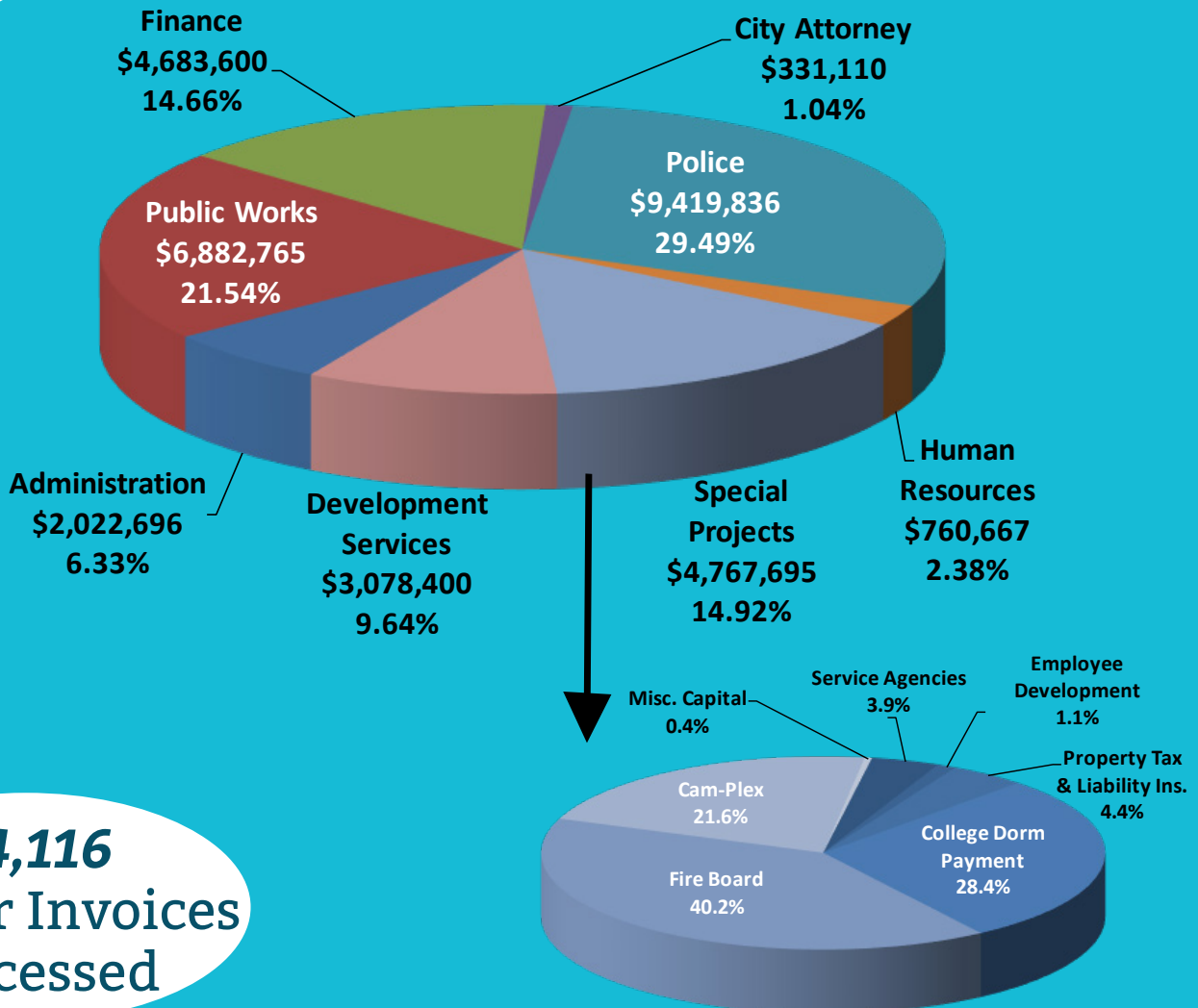
\$424,685
State

\$12,000
Local

\$18,405,801
Total Gross
Payroll



GENERAL FUND: WHERE THE MONEY GOES...



14,116
Vendor Invoices
Processed

UTILITIES

Supervisory Control & Data Acquisition (SCADA) completed the install and programming of the new Donkey Creek 2 Pump Station and upgraded the controls on Donkey Creek 1 Pump Station.

Electrical Services

67.8%

Total percentage of street lights converted to LEDs

2017: 62.0%

2016: 57.5%

2015: 46.2%

Water Division

372.6

miles of waterline maintained

2017: 357.5 miles

2016: 357 miles

2015: 342 miles

Wastewater Treatment Facility

68,046

feet of sewerline inspected

2017: 58,066 feet

2016: 56,306 feet

2015: 69,411 feet

- The Wastewater Division had 10,763 customers use the yard waste facility.
- 2,186 yards of compost was sold in 2018.
- Electrical Engineering and SCADA installed 44 miles of fiber optic raceway
- Completed 4KV Project - a 30+ year long project.
- Converted 10,750 feet of overhead power line to underground power line with 86.6% of our distribution system now being underground.
- 346 miles of electrical distribution lines maintained
- With 15,726 customers representing 137,759,760 customer hours, utility customers experienced 2,570 total customer outage hours resulting in a reliability of 99.999981%.
- 346 miles of electrical distribution lines maintained.

**Supervisory Control &
Data Acquisition (SCADA)**

211

Fiber Optic Systems
Maintained

2017: 174

2016: 159

2015: 138

**Electrical
Engineering**

346,445

megawatts
purchased

2017: 348,659

2016: 349,180

2015: 349,814

**Utilities
Administration**

17,135

utility
accounts
serviced

2017: 17,054

2016: 16,823

2015: 16,706

Human Resources



Applications for Employment Received

1,055

1,350 applications were received in 2017, a 32% reduction.

Full Time Employees

264

Full Time Employee History

2017: 263

2016: 279

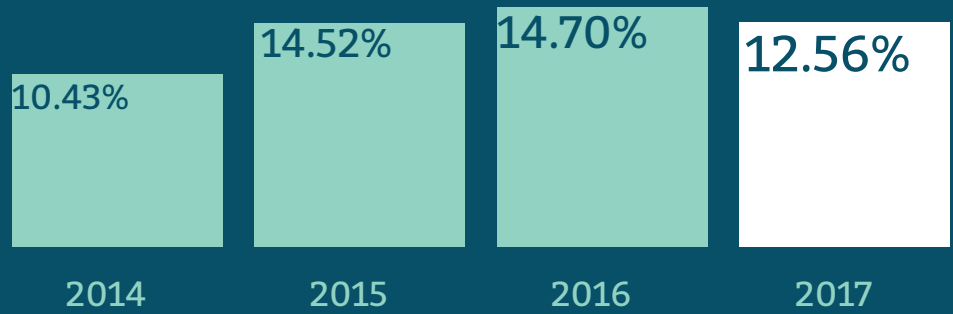
2015: 289

Total Gross Payroll

\$17,877

Employee Turnover

14%
4 year average



Average Years of Service

9

Average Employee Age

43

76,426



Several members of the Gillette Police Department earned the Life Saving Award. Pictured (L to R): Ben Squires, Sgt. Greg Brothers, Michael Palo, Trevor Johnson, Vavi Domingo, Tanner Clemens, Patrick Totzke.



The Gillette Police Department and Campbell County Sheriff's Office once again organized the Law Enforcement Torch run to promote community awareness of and to provide support, opportunity and encouragement to the athletes of Special Olympics Wyoming.

Gillette Police Department

Statistical Highlights

Narcotics Related Cases (10.4%) and Controlled Substance Arrests (1.6%) increased. Seizures of marijuana increased 113%, while seizures of methamphetamine, spice and heroin decreased.

Traffic stops decreased from 7,967 in 2017 to 7,887 in 2018.

Traffic Citations decreased from 3,386 in 2017 to 3,373 in 2018.

Vehicle crashes (per 1,000 pop.) decreased 16.4% and injuries from vehicle crashes (per 1,000 pop.) decreased 11%. There were no fatalities from vehicle crashes in 2018.

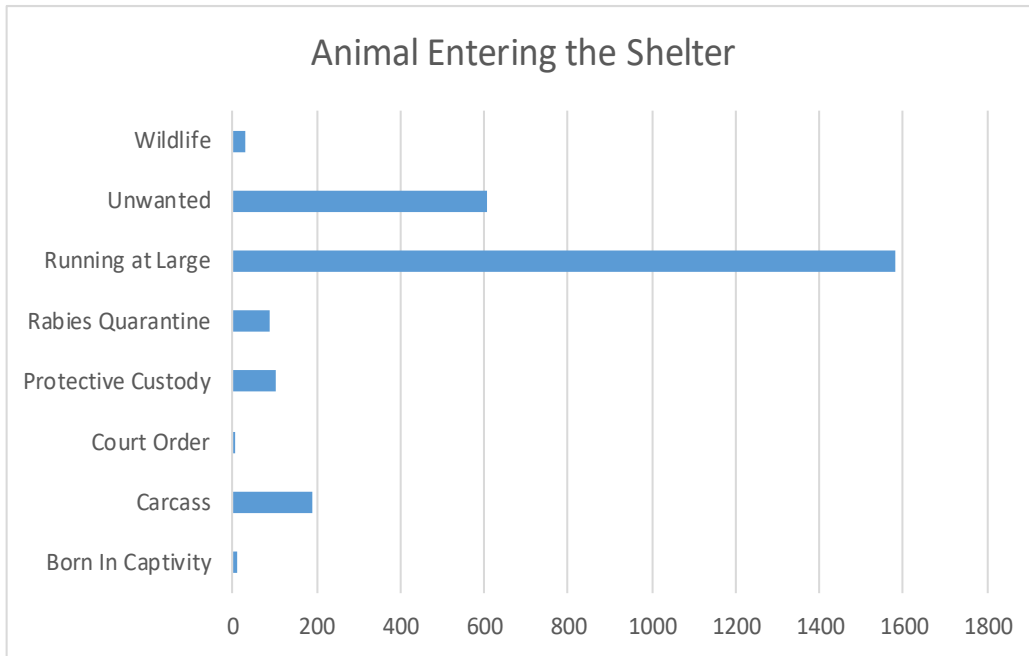
The Police Department responded to 29,216 calls in 2018, a 1.4% increase from 2017.

Criminal arrests of adults (0.8%) and juveniles (5.43%) both increased slightly from 2017 levels.

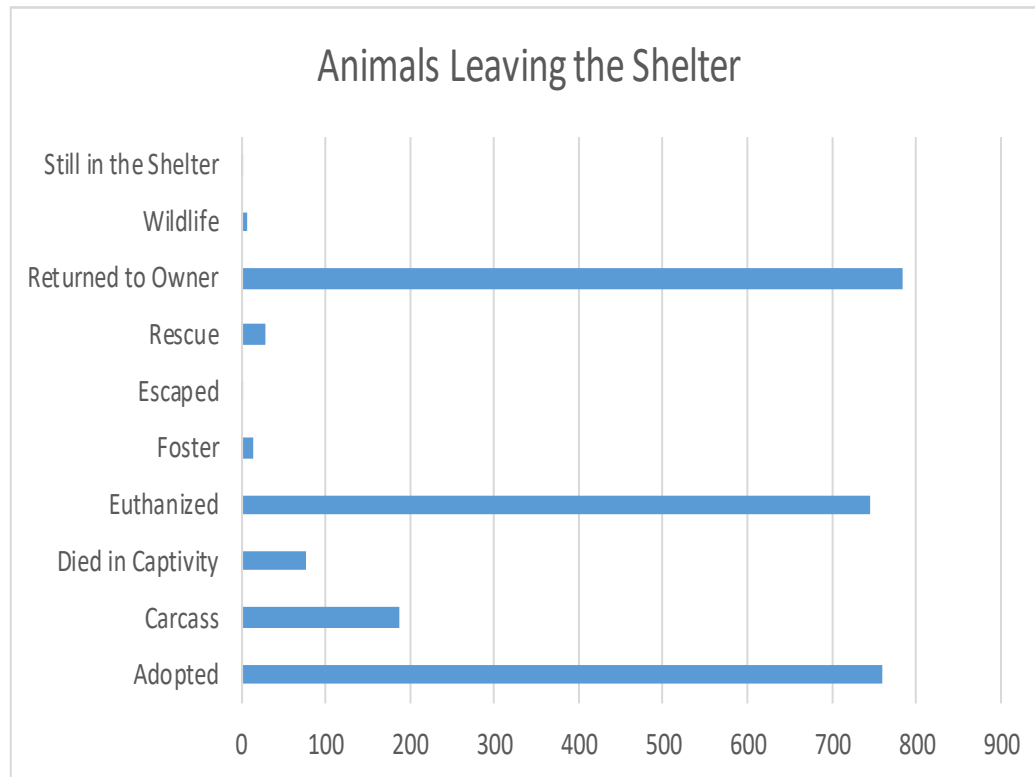
Offenses	2017	2018	% Change
Arson	3	4	33.3%
Assault, Aggravated	33	42	27.3%
Assault, Simple	264	316	19.7%
Burglary	71	87	22.5%
Disorderly Conduct	321	218	-32.1%
Driving Under the Influence	265	222	-16.2%
Embezzlement	6	7	16.7%
Larceny	477	596	24.9%
Motor Vehicle Theft	29	28	-3.5%
Murder	0	1	
Prostitution	10	5	-50%
Rape	5	19	280%
Robbery	4	3	-25%
Weapon Violations	8	9	12.5%

City/County Animal Shelter

Statistical Highlights



According to the Best Friends Animal Sanctuary in Utah, they consider a euthanasia rate of 10% or less as “No-Kill”. They also consider “true euthanasia” to be done in cases where the animal’s health or behavior problems are so severe that no chance of a safe adoption remains. While we have not yet achieved that, we have made some amazing progress in the last few years. In 2018, the Shelter euthanized 668 cats and kittens. Of those, 86% were euthanized due to severe health or behavior issues that made the animal unsuitable for adoption. This included wild cats, aggressive cats involved in a bite or attack, cats or kittens with distemper and cats that were mauled by another animal or hit by a car.




WHAT WE NEED TO CONTINUE TO BE LOW KILL IN 2019

- FOSTER FAMILIES
- ADOPTIVE FAMILIES TO PROVIDE FOREVER HOMES
- RESCUE/SANCTUARIES WHO TAKE SPECIAL NEEDS ANIMALS
- TRAINING RESOURCES FOR PET OWNERS TO HELP THEM DEAL WITH BEHAVIOR PROBLEMS
- SPAY/NEUTER YOUR PETS!



The Animal Shelter conducted their first Halloween Photo Contest! Pictured above are the winners for Best Dog, Best Cat and Most Creative. There were 37 entries.



The City of Gillette Animal Shelter's Whiskers, Wreaths and Wet Noses event was a great success. The 21 wreaths donated by local animal lovers raised over \$2000 for the Friends of the Gillette Animal Shelter non-profit group.

Development Services



2018 Alley Pavement Management



4-J Pathway Repair

Engineering

Completed \$12,916,000 in Capital Projects (\$10.9M - 1% Projects and \$2M Other Funding).

Construction Projects Completed - 10 (15 in 2017).

Building Inspection

Inspections: 4,388 (4,337 in 2017)

Issued 1,480 Total Permits (1,338 in 2017)

New House Building Permits went up from 17 in 2017 to 38 in 2018.

Code Compliance

1,637 Total Cases (1,477 in 2017)

878 Tall Grass & Weeds Cases (723 in 2015)

132 Debris Cases (289 in 2015)

491 Unlicensed/Inoperable Vehicle Cases (464 in 2015)

16 Political Sign Cases



2018 Pavement Management System
Schedule B - 4J Subdivision - Before



2018 Pavement Management System
Schedule B - 4J Subdivision - After

City Planning

Commercial Site Plans Submitted

2015 - 22
2016 - 14
2017 - 13
2018 - 13

Subdivision Final Plats Submitted

2015 - 26
2016 - 25
2017 - 12
2018 - 14

Annexation Plats Submitted

2015 - 2
2016 - 6
2017 - 6
2018 - 1

Other Cases

Zoning Text
Amendments - 3
Zoning Map
Amendments - 5
Easement/
Right-of-Way
Vacates - 3

Public Works





PARKS

Acres Mowed - 1,893.5

Bike Path Miles Swept - 58

Bags of Trash Picked Up - 3,206

FORESTRY

Trees Planted - 198

Celebrated 26 Years of Tree City USA Designation

SOLID WASTE

Residential Customers - 10,487 (9,989 in 2017)

Refuse Collected - 12,637.8 Tons (11,182.4 Tons in 2017)

Curb Side Yard Waste Customers - 2,405 (2,235 in 2017)

Yard Waste Collected - 752 Tons (628.8 in 2017)

STREETS

Miles Plowed – 40,413

Acres Mowed – 1,692

Drive and Drop Refuse Collected – 228.9 Tons

Miles Swept – 14,787

Bags of Trash Picked Up in Right-of-ways – 532

Feet of Drainage Channel Cleaned - 28,665 linear ft.

Best of the Rest

The Facilities Maintenance Division completed 540 Work Orders in 2018. They continued updating lighting system to LEDs and the HVAC System.

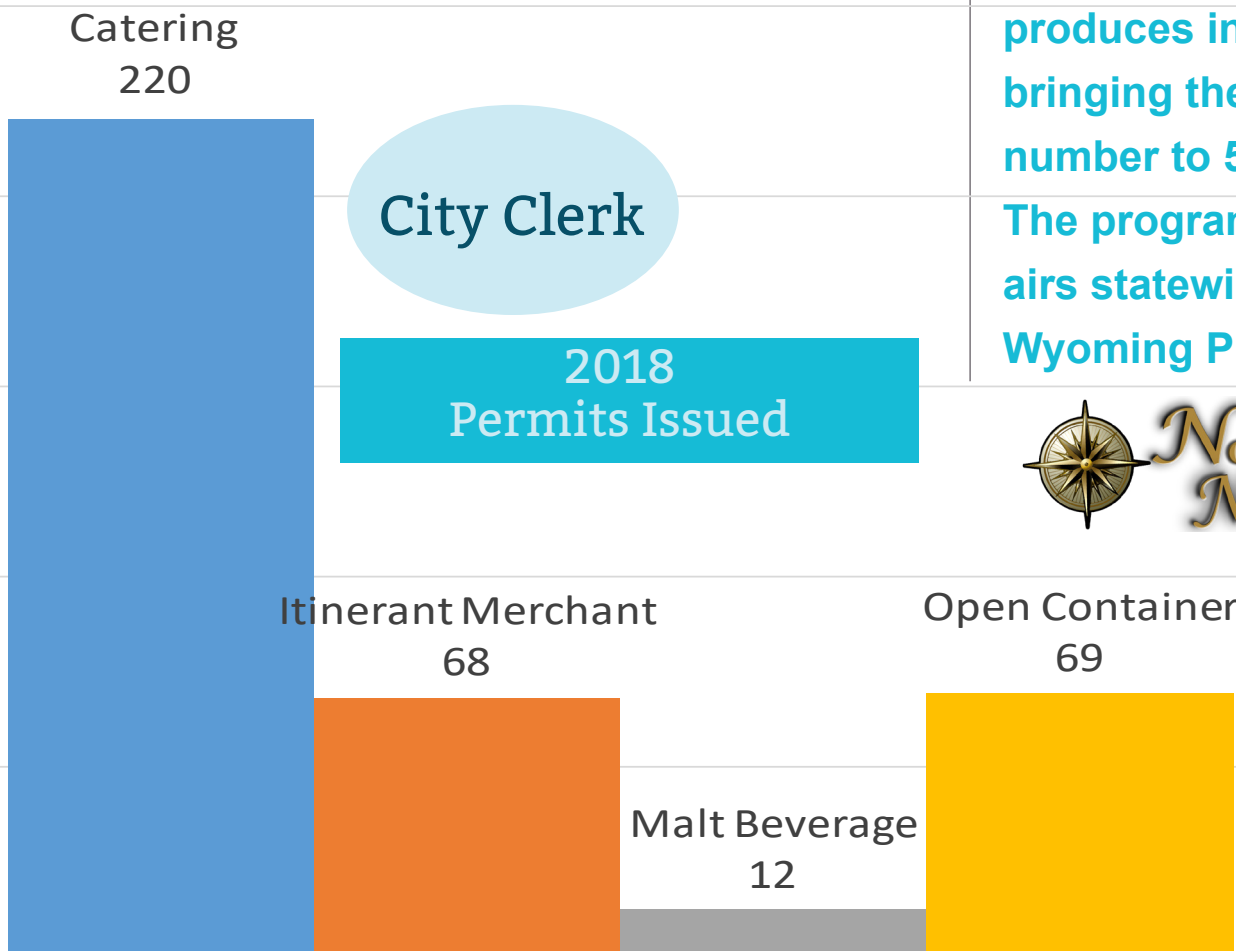
The Vehicle Maintenance Division completed 2,228 Work Orders and maintained 639 pieces of equipment ranging from vehicles to weed whips.

In 2018, Gillette Public Access Television entered produced 315 programs for cable channels 189, 190 & 192.

The news magazine *North By Northeast* had 789 online views. There were 7 new episodes

produces in 2018 bringing the total number to 59.

The program also airs statewide on Wyoming PBS.



Geographic Information Systems (G.I.S)



There are about 91 active local and regional entities that use the City's GIS data and get yearly updates.

The GIS Division maintains gallery of interactive maps and apps, including maps of historic buildings, parks and pathways, as well as apps for near real time data on street sweeping, snow removal, and road closures.

Scan code for interactive map gallery

Holiday Lighting - 2018 Cont...

City of Gillette One Percent P..

Avenue of Arts

City of Gillette - Snow Remo...

Discover Gillette

Historic Buildings - 1900-1970

Web Stats for
www.gillettewy.gov
227,464 visits

Mobile & Tablet Viewers
53%
(42% in 2017)

IT Division

2018 ANNUAL REPORT



201 EAST 5TH STREET
GILLETTE

WWW.GILLETTEWY.GOV

ADMN@GILLETTEWY.GOV

307.686.5203

